

FUND DESCRIPTION**Asset Class**

Municipal Bond

Investment Category

Muni National Interm

Objective

Federal tax-exempt income

Strategy

The Fund invests in municipal bonds issued by state and local governments to provide income that is generally exempt from federal income tax. The Fund's focus on higher quality municipal bonds reduces credit risk, and an intermediate-term portfolio is generally less volatile when interest rates fluctuate.

PORTFOLIO MANAGEMENT

YEARS IN: FIRM IND.

Catherine Stienstra 3 22

FUND DETAILS**Inception Date**

Class A 11/13/1996

Class B 11/13/1996

Class C 6/26/2000

Ticker**CUSIP**

Class A INFAX 76931P108

Class B INFBX 76931P207

Class C RTICX 76931P306

TOTAL NET ASSETS

Fund Net Assets (\$M) 95.8

FUND PERFORMANCE (%)

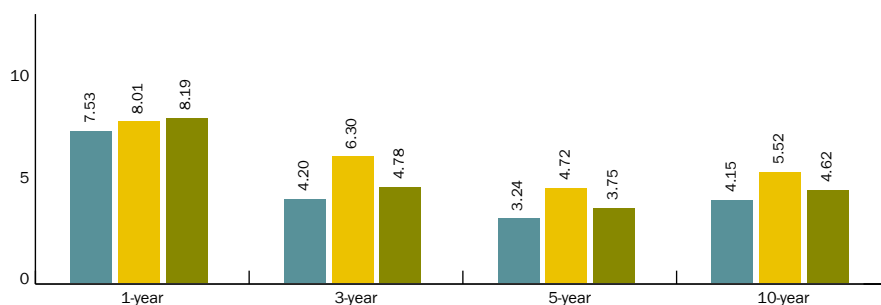
Without Sales Charges	1-year	3-year	5-year	10-year	Since Inception	Max Sales Charge	Maximum CDSC	Expense	
								* Ratio Gross	** Ratio Net
Class A	7.53	4.20	3.24	4.15	4.03	-	-	0.94	0.79
Class B	6.93	3.42	2.46	3.36	3.25	-	-	1.68	1.55
Class C	6.94	3.42	2.47	3.37	3.37	-	-	1.70	1.54
With Sales Charges									
Class A	4.30	3.15	2.61	3.83	3.80	3.00	-	0.94	0.79
Class B	1.93	2.48	2.10	3.36	3.25	-	5.00	1.68	1.55
Class C	5.94	3.42	2.47	3.37	3.37	-	1.00	1.70	1.54
Index 1	8.01	6.30	4.72	5.52	-	-	-	-	-
Index 2	8.19	4.78	3.75	4.62	-	-	-	-	-

The performance information shown represents past performance and is not a guarantee of future results. The investments return and principal value of your investment will fluctuate so that your shares, when redeemed, may be worth more or less than their original cost. Current performance may be lower or higher than the performance information shown. You may obtain performance information current to the most recent month-end by visiting riversource.com/investments.

*Fund expense ratios are calculated based on the Fund's average net assets during the Fund's most recently completed fiscal year, and have not been adjusted for current asset levels. If adjusted for any decrease or increase in assets, expense ratios would be higher or lower, respectively, than the numbers shown above. The expense ratios include the effect of acquired fund fees and expenses, if any. Please see the Fund's prospectus for a complete list of operating expenses.

**The net expense ratio reflects a fee waiver, if any. The investment manager and its affiliates have contractually agreed to waive certain fees and to absorb certain expenses until the Fund's fiscal year end, unless sooner terminated at the discretion of the Fund's board. Any amount waived will not be reimbursed. The Fund's expenses include interest and fee expense related to participation in inverse floater programs where the Fund has transferred fixed rate municipal bonds it owns to a trust that issues inverse floating rate securities and related floating rate notes. Please see the prospectus for a detailed breakdown of the Fund's expenses.

■ Class A
 ■ Index 1: Barclays Capital 3-15 Year Blend Municipal Bond Index
 ■ Index 2: Lipper Intermediate Municipal Debt Funds Index

**CALENDAR YEAR RETURNS (%)**

Class A without sales charges.

	2009	2008	2007	2006	2005
RiverSource Intermediate Tax-Exempt Fund CI A	10.88	-2.76	1.86	3.78	1.35
Barclays Capital 3-15 Year Blend Municipal Bond Index	9.46	2.27	4.46	4.18	2.25
Lipper Intermediate Municipal Debt Funds Index	11.36	-2.27	3.21	3.87	2.01

It is not possible to invest directly in an index.

The Barclays Capital 3-15 Year Blend Municipal Bond Index, an unmanaged index, is a market valuelweighted index of investment grade fixed-rate municipal bonds with maturities of 2-17 years. The index is frequently used as a general performance measure of tax-exempt bonds with intermediate maturities. The index reflects reinvestment of all distributions and changes in market prices.

The Lipper Intermediate Municipal Debt Funds Index includes the 30 largest intermediate municipal debt funds tracked by Lipper Inc. The index's returns include net reinvested dividends.

NOT FDIC INSURED

MAY LOSE VALUE

NO BANK GUARANTEE

ColumbiaManagement



PORTFOLIO STATISTICS

	FUND
Number of Holdings	115
Duration (years)	6.15
Average Maturity (years)	8.87
SEC Yield	2.62
Fund Fiscal Year End	11/30/10

RISK MEASURES

(3-year period)

	FUND	INDEX
Standard Deviation	5.54	4.93
Sharpe Ratio	0.66	0.99
Beta	1.08	1.00
Alpha	-1.68	0.00
R-Squared	0.93	1.00

CREDIT QUALITY (%)

	FUND
Govt/Agency	0.00
AAA	25.16
AA	32.85
A	27.50
BBB	10.91
BB	0.25
B	0.00
CCC & Below	0.00
Cash	1.42
Not Rated/Other	1.91

MATURITY (%)

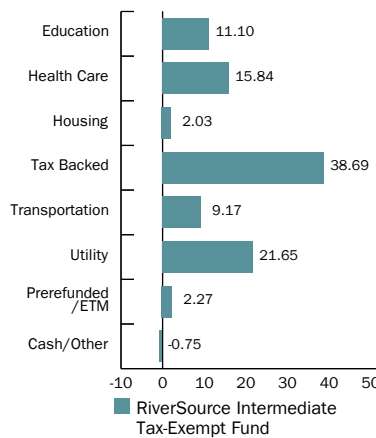
	FUND
0-1 Year	10.99
1-3 Years	2.92
3-7 Years	17.97
7-10 Years	23.03
10-15 Years	37.42
Above 15 Years	7.67

COMPARATIVE INDEX

Barclays 3-15 Year Blend Municipal Bond Index

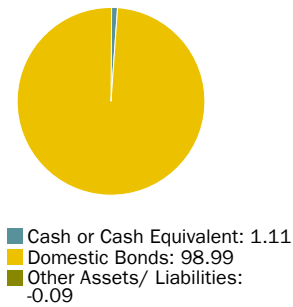
SECTOR ALLOCATION (%)

Subject to change.



ASSET ALLOCATION (%)

Subject to change.



DEFINITIONS

Alpha- measures the relationship between the Fund's performance and its beta over a three-year period. Alpha greater than 0.0 means an investment has performed better than the compared index given its level of risk. It can be viewed as a measure of the value added by the Fund manager.

Average Maturity- is a measure of investment risk; it is the weighted average of the maturities, or due dates, of all bonds held in a portfolio not considering other factors.

Beta- measures an investment's volatility relative to a market index. The index is equivalent to 1.0. An investment with a beta greater than 1.0 has been more volatile than the index while an investment with a beta less than 1.0 has been less volatile.

Credit Quality- Bond ratings apply to underlying holdings of the Fund and not the Fund itself. Whenever possible, the Standard and Poor's (S&P) rating is used to determine the credit quality of a security. S&P rates the creditworthiness of bonds, with 15 categories ranging from AAA (highest) to D (lowest). Ratings from A to CCC may be modified by the addition of a plus (+) or minus (-) sign to show relative standing within the major rating categories. If S&P doesn't rate a security, then Moody's rating is used. If a security is not rated by one of these two agencies, the bond is designated as Not Rated.

Duration- expressed in years, measures a bond portfolio's change in value for every 1% change in interest rates. Longer durations indicate higher rate sensitivities.

R-Squared- measures how closely the Fund's performance matches (or doesn't match) the performance of its benchmark index.

SEC Yield- Computed under an SEC standardized formula representing the net investment income earned by a fund over the preceding 30 day period, expressed as an annual percentage rate based on the maximum public offer price (POP) per share on the last day of the period. The SEC yield should be regarded as an estimate of the Fund's rate of investment income reflecting an estimated yield to maturity (assuming all current portfolio holdings are held to maturity), and it may not equal the Fund's actual income distribution rate or the income paid to a shareholders account. The SEC Yield reflects fee waivers in effect, if any. In the absence of such waivers, yields would be reduced.

Sharpe Ratio- divides an investment's return in excess of the 90-day Treasury bill by the investment's standard deviation to measure risk-adjusted performance.

Standard Deviation- measures an investment's historical volatility in performance.

You should consider the investment objectives, risks, charges and expenses of a mutual fund carefully before investing. For a free prospectus, which contains this and other important information about the funds, call 1(800) 221-2450. Read the prospectus carefully before investing.

Income from tax-exempt funds may be subject to state and local taxes and a portion of income may be subject to the federal and/or state alternative minimum tax for certain investors. Federal income tax rules will apply to any capital gains distribution.

There are risks associated with an investment in a bond fund, including credit risk, interest rate risk, and prepayment and extension risk. In general, bond prices rise when interest rates fall and vice versa. This effect is usually more pronounced for longer-term securities. Non-investment grade securities, commonly called "high-yield" or "junk" bonds, have more volatile prices and carry more risk to principal and income than investment grade securities.

Not all products and all shares classes are available through all firms.

RiverSource® mutual funds are distributed by Columbia Management Investment Distributors, Inc. (formerly known as RiverSource Fund Distributors, Inc.), member FINRA and managed by Columbia Management Investment Advisers, LLC (formerly known as RiverSource Investments, LLC).