

# Lazard Retirement Series Prospectus

## May 1, 2020



### Equity

Lazard Retirement US Equity Select Portfolio  
Lazard Retirement US Small-Mid Cap Equity Portfolio  
Lazard Retirement International Equity Portfolio  
Lazard Retirement Emerging Markets Equity Portfolio

### Multi-Asset

Lazard Retirement Global Dynamic Multi-Asset Portfolio

*Service Shares and Investor Shares*

The Securities and Exchange Commission has not approved or disapproved the shares described in this Prospectus or determined whether this Prospectus is truthful or complete. Any representation to the contrary is a criminal offense.



2	Lazard Retirement US Small-Mid Cap Equity Portfolio
6	Lazard Retirement International Equity Portfolio
10	Lazard Retirement Emerging Markets Equity Portfolio
14	Lazard Retirement Global Dynamic Multi-Asset Portfolio
20	Additional Information about the Portfolios
<b>21</b>	<b>Investment Strategies and Investment Risks</b>
21	Investment Strategies
25	Investment Risks
26	Glossary—Investment Risks
<b>33</b>	<b>Fund Management</b>
33	Investment Manager
33	Portfolio Management
34	Biographical Information of Principal Portfolio Managers
35	Administrator
36	Distributor
36	Custodian
<b>37</b>	<b>Account Policies</b>
37	Buying Shares
37	Market Timing/Excessive Trading
38	Calculation of Net Asset Value
39	Distribution and Servicing Arrangements
39	Selling Shares
40	Dividends, Distributions and Taxes
<b>41</b>	<b>Financial Highlights</b>
	<b>Back Cover</b>

***Carefully review this important section for information on the Portfolios' investment objectives, fees and past performance and a summary of the Portfolios' principal investment strategies and risks.***

***Review this section for additional information on the Portfolios' investment strategies and risks.***

***Review this section for details on the people and organizations who oversee the Portfolios.***

***Review this section for details on how shares are valued, how to purchase and sell shares and payments of dividends and distributions.***

***Review this section for recent financial information. Where to learn more about the Portfolios.***

## Lazard Retirement US Small-Mid Cap Equity Portfolio

### Investment Objective

The Portfolio seeks long-term capital appreciation.

### Fees and Expenses

This table describes the fees and expenses that you may pay if you buy and hold shares of the Portfolio, a series of Lazard Retirement Series, Inc. (the "Fund"), but does not reflect the fees or charges imposed by the separate accounts of certain insurance companies (the "Participating Insurance Companies") under variable annuity contracts or variable life insurance policies (the "Policies" and each, a "Policy"). If such fees and charges were reflected, the figures in the table would be higher.

	Service Shares	Investor Shares
<b>Annual Portfolio Operating Expenses (expenses that you pay each year as a percentage of the value of your investment)</b>		
Management Fees	.75%	.75%
Distribution and Service (12b-1) Fees	.25%	None
Other Expenses	.27%	.27%*
Total Annual Portfolio Operating Expenses	1.27%	1.02%
Fee Waiver and/or Expense Reimbursement**	.12%	.02%
Total Annual Portfolio Operating Expenses After Fee Waiver and/or Expense Reimbursement	1.15%	1.00%

\* Based on estimated amounts for the current fiscal year, using "Other Expenses" for Service Shares from the last fiscal year.

\*\* Reflects a contractual agreement by Lazard Asset Management LLC (the "Investment Manager") to waive its fee and, if necessary, reimburse the Portfolio until May 1, 2021, to the extent Total Annual Portfolio Operating Expenses exceed 1.15% and 1.00% of the average daily net assets of the Portfolio's Service Shares and Investor Shares, respectively, exclusive of taxes, brokerage, interest on borrowings, fees and expenses of "Acquired Funds," fees and expenses related to filing foreign tax reclaims and extraordinary expenses. This expense limitation agreement can only be amended by agreement of the Fund, upon approval by the Fund's Board of Directors, and the Investment Manager to lower the net amount shown and will terminate automatically in the event of termination of the Management Agreement between the Investment Manager and the Fund, on behalf of the Portfolio.

### Example

This Example is intended to help you compare the cost of investing in the Portfolio with the cost of investing in other mutual funds.

The Example assumes that you invest \$10,000 in the Portfolio for the time periods indicated and then hold or redeem all of your shares at the end of those periods. The Example also assumes that your investment has a 5% return each year and that the Portfolio's operating expenses remain the same, giving effect to the expense limitation agreement in year one only. The Example does not reflect fees and expenses imposed by the Participating Insurance Companies under the Policies; if they were reflected, the figures in the Example would be higher. Although your actual costs may be higher or lower, based on these assumptions your costs would be:

	1 year	3 years	5 years	10 years
Service Shares	\$ 117	\$ 391	\$ 685	\$ 1,523
Investor Shares	\$ 102	\$ 323	\$ 561	\$ 1,246

### Portfolio Turnover

The Portfolio pays transaction costs, such as commissions, when it buys and sells securities (or "turns over" its portfolio). A higher portfolio turnover rate may indicate higher transaction costs. These costs, which are not reflected in annual portfolio operating expenses or in the Example, affect the Portfolio's performance. During the most recent fiscal year, the Portfolio's portfolio turnover rate was 60% of the average value of its portfolio.

---

### Principal Investment Strategies

The Portfolio invests primarily in equity securities, principally common stocks, of small to mid cap US companies. The Investment Manager considers “small-mid cap companies” to be those companies that, at the time of initial purchase by the Portfolio, have market capitalizations within the range of companies included in the Russell 2500® Index (ranging from approximately \$5.6 million to \$23.9 billion as of April 5, 2020).

Under normal circumstances, the Portfolio invests at least 80% of its assets in equity securities of small-mid cap US companies. The Investment Manager focuses on relative value in seeking to construct a diversified portfolio of investments for the Portfolio that maintains sector and industry balance, using investment opportunities identified through bottom-up fundamental research conducted by the Investment Manager’s small cap, mid cap and global research analysts.

The Portfolio may invest up to 20% of its assets in the securities of larger or smaller US or non-US companies.

### Principal Investment Risks

The value of your investment in the Portfolio will fluctuate, which means you could lose money.

**Market Risk.** The Portfolio may incur losses due to declines in one or more markets in which it invests. These declines may be the result of, among other things, political, regulatory, market, economic or social developments affecting the relevant market(s). To the extent that such developments impact specific industries, market sectors, countries or geographic regions, the Portfolio’s investments in such industries, market sectors, countries and/or geographic regions can be expected to be particularly affected, especially if such investments are a significant portion of its investment portfolio. In addition, turbulence in financial markets and reduced liquidity in equity, credit and/or fixed income markets may negatively affect many issuers, which could adversely affect the Portfolio. Global economies and financial markets are increasingly interconnected, and conditions and events in one country, region or financial market may adversely impact issuers worldwide. As a result, local, regional or global events such as war, acts of terrorism, the spread of infectious illness or other public health issues, recessions or other events could have a significant negative impact on global economic and market conditions. The coronavirus disease 2019 (COVID-19) global pandemic and the aggressive responses taken by many governments or voluntarily imposed by private parties, including closing borders, restricting travel and imposing prolonged quarantines or similar restrictions, as well as the closure of, or operational changes to, many retail and other businesses, has had negative impacts, and in many cases severe negative impacts, on markets worldwide. It is not known how long such impacts, or any future impacts of other significant events described above, will or would last, but there could be a prolonged period of global economic slowdown, which may be expected to impact the Portfolio and its investments.

**Issuer Risk.** The value of a security may decline for a number of reasons which directly relate to the issuer, such as management performance, financial leverage and reduced demand for the issuer’s goods or services, as well as the historical and prospective earnings of the issuer and the value of its assets or factors unrelated to the issuer’s value, such as investor perception.

**Small and Mid Cap Companies Risk.** Small and mid cap companies carry additional risks because their earnings tend to be less predictable, their share prices more volatile and their securities less liquid than larger, more established companies. The shares of small and mid cap companies tend to trade less frequently than those of larger companies, which can have an adverse effect on the pricing of these securities and on the ability to sell these securities when the Investment Manager deems it appropriate.

**Value Investing Risk.** Value investments are believed by the Investment Manager to be undervalued, but may not realize their perceived value for extended periods of time or may never realize their perceived value. These securities may respond differently to market and other developments than other types of securities.

**Non-US Securities Risk.** The Portfolio's performance will be influenced by political, social and economic factors affecting the non-US countries and companies in which the Portfolio invests. Non-US securities carry special risks, such as less developed or less efficient trading markets, political instability, a lack of company information, differing auditing and legal standards, and, potentially, less liquidity. In addition, investments denominated in currencies other than US dollars may experience a decline in value, in US dollar terms, due solely to fluctuations in currency exchange rates. Emerging market countries can generally have economic structures that are less diverse and mature, and political systems that are less stable, than those of developed countries.

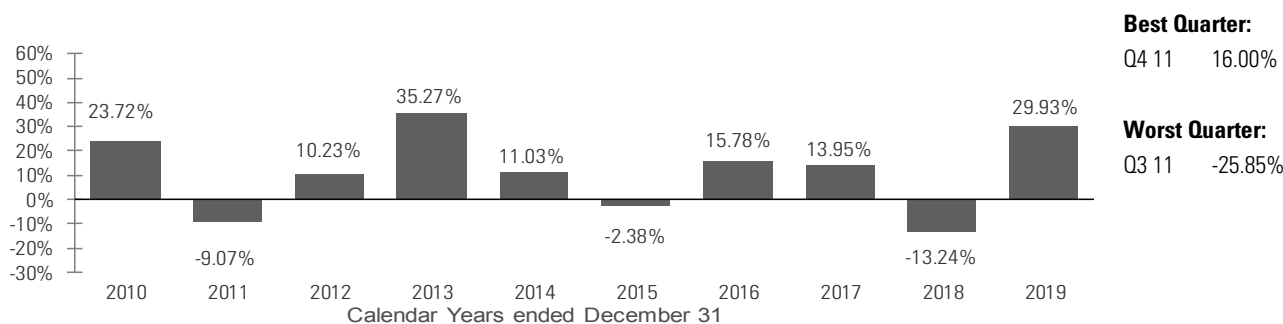
**Securities Selection Risk.** Securities and other investments selected by the Investment Manager for the Portfolio may not perform to expectations. This could result in the Portfolio's underperformance compared to other funds with similar investment objectives or strategies.

**Performance Bar Chart and Table**  
**Year-by-Year Total Returns for Service Shares**  
 As of 12/31

The accompanying bar chart and table provide some indication of the risks of investing in Lazard Retirement US Small-Mid Cap Equity Portfolio by showing the Portfolio's year-by-year performance and its average annual performance compared to that of a broad measure of market performance. The bar chart shows how the performance of the Portfolio's Service Shares has varied from year to year over the past 10 calendar years. Performance information does not reflect the fees or charges imposed by the Participating Insurance Companies under the Policies, and such fees will have the effect of reducing performance. Updated performance information is available at [www.lazardassetmanagement.com](http://www.lazardassetmanagement.com) or by calling (800) 823-6300. The Portfolio's past performance is not necessarily an indication of how the Portfolio will perform in the future.

As a new share Class, past performance information is not available for Investor Shares as of the date of this Prospectus. Investor Shares would have had annual returns substantially similar to those of Service Shares because the shares are invested in the same portfolio of securities, and the annual returns would differ only to the extent of the different expense ratios of the Classes.

The Russell 2000/2500 Linked Index shown in the table is an unmanaged index created by the Investment Manager, which links the performance of the Russell 2000® Index for all periods through May 31, 2009 (when the Portfolio's investment focus was changed from small cap companies to small-mid cap companies) and the Russell 2500 Index for all periods thereafter.



### Average Annual Total Returns

(for the periods ended December 31, 2019)

	Inception Date	1 Year	5 Years	10 Years	Life of Portfolio
Service Shares	11/04/97	29.93%	7.74%	10.46%	7.99%
Russell 2500 Index (reflects no deduction for fees, expenses or taxes)		27.77%	8.93%	12.58%	8.88%
Russell 2000/2500 Linked Index (reflects no deduction for fees, expenses or taxes)		27.77%	8.93%	12.58%	7.98%

### Management

#### Investment Manager

Lazard Asset Management LLC

#### Portfolio Managers/Analysts

Daniel Breslin, portfolio manager/analyst on the Investment Manager's US Small-Mid Cap Equity team, has been with the Portfolio since May 2007.

Michael DeBernardis, portfolio manager/analyst on the Investment Manager's US Small-Mid Cap Equity and Global Small Cap Equity teams, has been with the Portfolio since October 2010.

Martin Flood, portfolio manager/analyst on various of the Investment Manager's US Equity and Global Equity teams, has been with the Portfolio since December 2014.

#### Additional Information

For important information about the purchase and sale of Portfolio shares, tax information and financial intermediary compensation, please turn to "Additional Information about the Portfolios" on page 20.

## Lazard Retirement International Equity Portfolio

### Investment Objective

The Portfolio seeks long-term capital appreciation.

### Fees and Expenses

This table describes the fees and expenses that you may pay if you buy and hold shares of the Portfolio, a series of Lazard Retirement Series, Inc. (the "Fund"), but does not reflect the fees or charges imposed by the separate accounts of certain insurance companies (the "Participating Insurance Companies") under variable annuity contracts or variable life insurance policies (the "Policies" and each, a "Policy"). If such fees and charges were reflected, the figures in the table would be higher.

	Service Shares	Investor Shares
<b>Annual Portfolio Operating Expenses (expenses that you pay each year as a percentage of the value of your investment)</b>		
Management Fees	.75%	.75%
Distribution and Service (12b-1) Fees	.25%	None
Other Expenses		
Fees and Expenses Related to Filing Foreign Tax Reclaims	.02%	.02%*
Remainder of Other Expenses	.20%	.20%*
Total Other Expenses	.22%	.22%
Total Annual Portfolio Operating Expenses	1.22%	.97%
Fee Waiver and/or Expense Reimbursement**	.10%	.10%
Total Annual Portfolio Operating Expenses After Fee Waiver and/or Expense Reimbursement***	1.12%	.87%

\* Based on estimated amounts for the current fiscal year, using the amounts for Service Shares from the last fiscal year.

\*\* Reflects a contractual agreement by Lazard Asset Management LLC (the "Investment Manager") to waive its fee and, if necessary, reimburse the Portfolio until May 1, 2021, to the extent Total Annual Portfolio Operating Expenses exceed 1.10% and .85% of the average daily net assets of the Portfolio's Service Shares and Investor Shares, respectively, exclusive of taxes, brokerage, interest on borrowings, fees and expenses of "Acquired Funds," fees and expenses related to filing foreign tax reclaims and extraordinary expenses. This expense limitation agreement can only be amended by agreement of the Fund, upon approval by the Fund's Board of Directors, and the Investment Manager to lower the net amount shown and will terminate automatically in the event of termination of the Management Agreement between the Investment Manager and the Fund, on behalf of the Portfolio.

\*\*\* Excluding Fees and Expenses Related to Filing Foreign Tax Reclaims, the Total Annual Portfolio Operating Expenses After Fee Waiver and/or Expense Reimbursement are 1.10% and .85% of the Portfolio's Service and Investor Shares, respectively.

### Example

This Example is intended to help you compare the cost of investing in the Portfolio with the cost of investing in other mutual funds.

The Example assumes that you invest \$10,000 in the Portfolio for the time periods indicated and then hold or redeem all of your shares at the end of those periods. The Example also assumes that your investment has a 5% return each year and that the Portfolio's operating expenses remain the same, giving effect to the expense limitation agreement in year one only. The Example does not reflect fees and expenses imposed by the Participating Insurance Companies under the Policies; if they were reflected, the figures in the Example would be higher. Although your actual costs may be higher or lower, based on these assumptions your costs would be:

	1 year	3 years	5 years	10 years
Service Shares	\$ 114	\$ 377	\$ 661	\$ 1,468
Investor Shares	\$ 89	\$ 299	\$ 527	\$ 1,181

### Portfolio Turnover

The Portfolio pays transaction costs, such as commissions, when it buys and sells securities (or "turns over" its portfolio). A higher portfolio turnover rate may indicate higher transaction costs. These costs, which are not



---

reflected in annual portfolio operating expenses or in the Example, affect the Portfolio's performance. During the most recent fiscal year, the Portfolio's portfolio turnover rate was 32% of the average value of its portfolio.

### **Principal Investment Strategies**

The Portfolio invests primarily in equity securities, principally common stocks, of relatively large non-US companies with market capitalizations in the range of companies included in the MSCI® Europe, Australasia and Far East ("EAFE®") Index (ranging from approximately \$602.6 million to \$311.6 billion as of April 5, 2020) that the Investment Manager believes are undervalued based on their earnings, cash flow or asset values.

In choosing stocks for the Portfolio, the Investment Manager looks for established companies in economically developed countries and may invest up to 15% of the Portfolio's assets in securities of companies whose principal business activities are located in emerging market countries. Under normal circumstances, the Portfolio invests at least 80% of its assets in equity securities.

### **Principal Investment Risks**

The value of your investment in the Portfolio will fluctuate, which means you could lose money.

**Market Risk.** The Portfolio may incur losses due to declines in one or more markets in which it invests. These declines may be the result of, among other things, political, regulatory, market, economic or social developments affecting the relevant market(s). To the extent that such developments impact specific industries, market sectors, countries or geographic regions, the Portfolio's investments in such industries, market sectors, countries and/or geographic regions can be expected to be particularly affected, especially if such investments are a significant portion of its investment portfolio. In addition, turbulence in financial markets and reduced liquidity in equity, credit and/or fixed income markets may negatively affect many issuers, which could adversely affect the Portfolio. Global economies and financial markets are increasingly interconnected, and conditions and events in one country, region or financial market may adversely impact issuers worldwide. As a result, local, regional or global events such as war, acts of terrorism, the spread of infectious illness or other public health issues, recessions or other events could have a significant negative impact on global economic and market conditions. The coronavirus disease 2019 (COVID-19) global pandemic and the aggressive responses taken by many governments or voluntarily imposed by private parties, including closing borders, restricting travel and imposing prolonged quarantines or similar restrictions, as well as the closure of, or operational changes to, many retail and other businesses, has had negative impacts, and in many cases severe negative impacts, on markets worldwide. It is not known how long such impacts, or any future impacts of other significant events described above, will or would last, but there could be a prolonged period of global economic slowdown, which may be expected to impact the Portfolio and its investments.

**Issuer Risk.** The value of a security may decline for a number of reasons which directly relate to the issuer, such as management performance, financial leverage and reduced demand for the issuer's goods or services, as well as the historical and prospective earnings of the issuer and the value of its assets or factors unrelated to the issuer's value, such as investor perception.

**Non-US Securities Risk.** The Portfolio's performance will be influenced by political, social and economic factors affecting the non-US countries and companies in which the Portfolio invests. Non-US securities carry special risks, such as less developed or less efficient trading markets, political instability, a lack of company information, differing auditing and legal standards, and, potentially, less liquidity.

**Emerging Market Risk.** Emerging market countries generally have economic structures that are less diverse and mature, and political systems that are less stable, than those of developed countries. The economies of countries with emerging markets may be based predominantly on only a few industries, may be highly vulnerable to changes in local or global trade conditions, and may suffer from extreme debt burdens or volatile inflation rates. The securities markets of emerging market countries have historically been extremely volatile. These market

---

conditions may continue or worsen. Significant devaluation of emerging market currencies against the US dollar may occur subsequent to acquisition of investments denominated in emerging market currencies.

**Foreign Currency Risk.** Investments denominated in currencies other than US dollars may experience a decline in value, in US dollar terms, due solely to fluctuations in currency exchange rates. The Portfolio's investments could be adversely affected by delays in, or a refusal to grant, repatriation of funds or conversion of emerging market currencies. The Investment Manager does not intend to actively hedge the Portfolio's foreign currency exposure.

**Value Investing Risk.** Value investments are believed by the Investment Manager to be undervalued, but may not realize their perceived value for extended periods of time or may never realize their perceived value. These securities may respond differently to market and other developments than other types of securities.

**Large Cap Companies Risk.** Investments in large cap companies may underperform other segments of the market when such other segments are in favor or because such companies may be less responsive to competitive challenges and opportunities and may be unable to attain high growth rates during periods of economic expansion.

**Small and Mid Cap Companies Risk.** Small and mid cap companies carry additional risks because their earnings tend to be less predictable, their share prices more volatile and their securities less liquid than larger, more established companies. The shares of small and mid cap companies tend to trade less frequently than those of larger companies, which can have an adverse effect on the pricing of these securities and on the ability to sell these securities when the Investment Manager deems it appropriate.

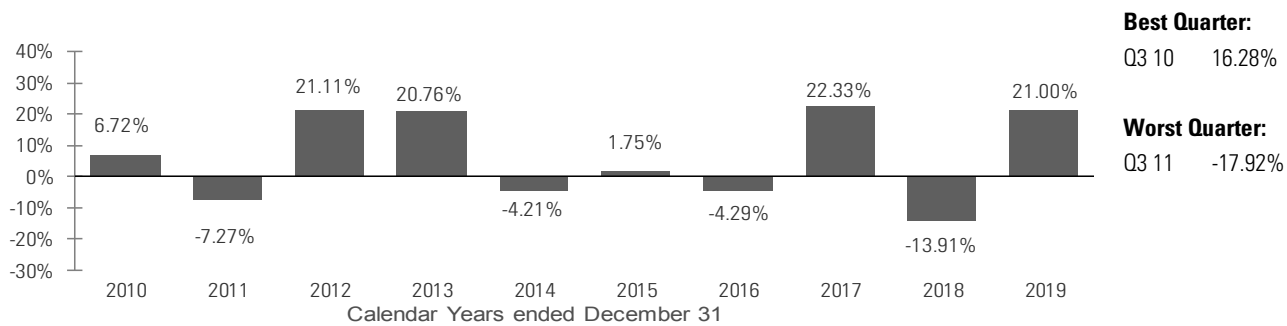
**Securities Selection Risk.** Securities and other investments selected by the Investment Manager for the Portfolio may not perform to expectations. This could result in the Portfolio's underperformance compared to other funds with similar investment objectives or strategies.

#### **Performance Bar Chart and Table** **Year-by-Year Total Returns for Service Shares**

As of 12/31

The accompanying bar chart and table provide some indication of the risks of investing in Lazard Retirement International Equity Portfolio by showing the Portfolio's year-by-year performance and its average annual performance compared to that of a broad measure of market performance. The bar chart shows how the performance of the Portfolio's Service Shares has varied from year to year over the past 10 calendar years. Performance information does not reflect the fees or charges imposed by the Participating Insurance Companies under the Policies, and such fees will have the effect of reducing performance. Updated performance information is available at [www.lazardassetmanagement.com](http://www.lazardassetmanagement.com) or by calling (800) 823-6300. The Portfolio's past performance is not necessarily an indication of how the Portfolio will perform in the future.

As a new share Class, past performance information is not available for Investor Shares as of the date of this Prospectus. Investor Shares would have had annual returns substantially similar to those of Service Shares because the shares are invested in the same portfolio of securities, and the annual returns would differ only to the extent of the different expense ratios of the Classes.



### Average Annual Total Returns

(for the periods ended December 31, 2019)

	Inception Date	1 Year	5 Years	10 Years	Life of Portfolio
Service Shares	09/01/98	21.00%	4.41%	5.58%	4.27%
MSCI EAFE Index		22.01%	5.67%	5.50%	5.03%

(reflects no deduction for fees, expenses or taxes)

### Management

#### Investment Manager

Lazard Asset Management LLC

#### Portfolio Managers/Analysts

Michael G. Fry, portfolio manager/analyst on various of the Investment Manager's International Equity teams, has been with the Portfolio since November 2005.

Michael A. Bennett, portfolio manager/analyst on various of the Investment Manager's International Equity teams, has been with the Portfolio since May 2003.

Kevin J. Matthews, portfolio manager/analyst on various of the Investment Manager's International Equity teams, has been with the Portfolio since May 2013.

Michael Powers, portfolio manager/analyst on various of the Investment Manager's International Equity teams, has been with the Portfolio since May 2003.

Giles Edwards, portfolio manager/analyst on various of the Investment Manager's International teams, has been with the Portfolio since May 2019.

John R. Reinsberg, portfolio manager/analyst on various of the Investment Manager's Global Equity and International Equity teams, has been with the Portfolio since September 1998.

#### Additional Information

For important information about the purchase and sale of Portfolio shares, tax information and financial intermediary compensation, please turn to "Additional Information about the Portfolios" on page 20.

***This Portfolio is closed to investment by new insurance companies. See page 37 for more information.***

## Lazard Retirement Emerging Markets Equity Portfolio

### Investment Objective

The Portfolio seeks long-term capital appreciation.

### Fees and Expenses

This table describes the fees and expenses that you may pay if you buy and hold shares of the Portfolio, a series of Lazard Retirement Series, Inc., but does not reflect the fees or charges imposed by the separate accounts of certain insurance companies (the "Participating Insurance Companies") under variable annuity contracts or variable life insurance policies (the "Policies" and each, a "Policy"). If such fees and charges were reflected, the figures in the table would be higher.

	Service Shares	Investor Shares
<b>Annual Portfolio Operating Expenses (expenses that you pay each year as a percentage of the value of your investment)</b>		
Management Fees	1.00%	1.00%
Distribution and Service (12b-1) Fees	.25%	None
Other Expenses	.18%	.18%
Total Annual Portfolio Operating Expenses	1.43%	1.18%

### Example

This Example is intended to help you compare the cost of investing in the Portfolio with the cost of investing in other mutual funds.

The Example assumes that you invest \$10,000 in the Portfolio for the time periods indicated and then hold or redeem all of your shares at the end of those periods. The Example also assumes that your investment has a 5% return each year and that the Portfolio's operating expenses remain the same. The Example does not reflect fees and expenses imposed by the Participating Insurance Companies under the Policies; if they were reflected, the figures in the Example would be higher. Although your actual costs may be higher or lower, based on these assumptions your costs would be:

	1 year	3 years	5 years	10 years
Service Shares	\$ 146	\$ 452	\$ 782	\$ 1,713
Investor Shares	\$ 120	\$ 375	\$ 649	\$ 1,432

### Portfolio Turnover

The Portfolio pays transaction costs, such as commissions, when it buys and sells securities (or "turns over" its portfolio). A higher portfolio turnover rate may indicate higher transaction costs. These costs, which are not reflected in annual portfolio operating expenses or in the Example, affect the Portfolio's performance. During the most recent fiscal year, the Portfolio's portfolio turnover rate was 19% of the average value of its portfolio.

### Principal Investment Strategies

The Portfolio invests primarily in equity securities, principally common stocks, of non-US companies whose principal activities are located in emerging market countries and that Lazard Asset Management LLC (the "Investment Manager") believes are undervalued based on their earnings, cash flow or asset values.

---

Emerging market countries include all countries represented by the MSCI Emerging Markets Index, which currently includes: Argentina, Brazil, Chile, China, Colombia, Czech Republic, Egypt, Greece, Hungary, India, Indonesia, Korea, Malaysia, Mexico, Pakistan, Peru, Philippines, Poland, Qatar, Russia, Saudi Arabia, South Africa, Taiwan, Thailand, Turkey and United Arab Emirates.

Under normal circumstances, the Portfolio invests at least 80% of its assets in equity securities of companies whose principal business activities are located in emerging market countries. In addition to common stocks, such equity securities also may include American Depositary Receipts (“ADRs”), Global Depositary Receipts and European Depositary Receipts. In addition, implementation of the Portfolio’s investment strategy may, during certain periods, result in the investment of a significant portion of the Portfolio’s assets in a particular market sector.

### **Principal Investment Risks**

The value of your investment in the Portfolio will fluctuate, which means you could lose money.

**Market Risk.** The Portfolio may incur losses due to declines in one or more markets in which it invests. These declines may be the result of, among other things, political, regulatory, market, economic or social developments affecting the relevant market(s). To the extent that such developments impact specific industries, market sectors, countries or geographic regions, the Portfolio’s investments in such industries, market sectors, countries and/or geographic regions can be expected to be particularly affected, especially if such investments are a significant portion of its investment portfolio. In addition, turbulence in financial markets and reduced liquidity in equity, credit and/or fixed income markets may negatively affect many issuers, which could adversely affect the Portfolio. Global economies and financial markets are increasingly interconnected, and conditions and events in one country, region or financial market may adversely impact issuers worldwide. As a result, local, regional or global events such as war, acts of terrorism, the spread of infectious illness or other public health issues, recessions or other events could have a significant negative impact on global economic and market conditions. The coronavirus disease 2019 (COVID-19) global pandemic and the aggressive responses taken by many governments or voluntarily imposed by private parties, including closing borders, restricting travel and imposing prolonged quarantines or similar restrictions, as well as the closure of, or operational changes to, many retail and other businesses, has had negative impacts, and in many cases severe negative impacts, on markets worldwide. It is not known how long such impacts, or any future impacts of other significant events described above, will or would last, but there could be a prolonged period of global economic slowdown, which may be expected to impact the Portfolio and its investments.

**Issuer Risk.** The value of a security may decline for a number of reasons which directly relate to the issuer, such as management performance, financial leverage and reduced demand for the issuer’s goods or services, as well as the historical and prospective earnings of the issuer and the value of its assets or factors unrelated to the issuer’s value, such as investor perception.

**Non-US Securities Risk.** The Portfolio’s performance will be influenced by political, social and economic factors affecting the non-US countries and companies in which the Portfolio invests. Non-US securities carry special risks, such as less developed or less efficient trading markets, political instability, a lack of company information, differing auditing and legal standards, and, potentially, less liquidity.

**Emerging Market Risk.** Emerging market countries generally have economic structures that are less diverse and mature, and political systems that are less stable, than those of developed countries. The economies of countries with emerging markets may be based predominantly on only a few industries, may be highly vulnerable to changes in local or global trade conditions, and may suffer from extreme debt burdens or volatile inflation rates. The securities markets of emerging market countries have historically been extremely volatile. These market conditions may continue or worsen. Significant devaluation of emerging market currencies against the US dollar may occur subsequent to acquisition of investments denominated in emerging market currencies.

---

**Foreign Currency Risk.** Investments denominated in currencies other than US dollars may experience a decline in value, in US dollar terms, due solely to fluctuations in currency exchange rates. The Portfolio's investments could be adversely affected by delays in, or a refusal to grant, repatriation of funds or conversion of emerging market currencies. The Investment Manager does not intend to actively hedge the Portfolio's foreign currency exposure.

**Depository Receipts Risk.** ADRs and similar depository receipts typically will be subject to certain of the risks associated with direct investments in the securities of non-US companies, because their values depend on the performance of the underlying non-US securities. However, currency fluctuations will impact investments in depository receipts differently than direct investments in non-US dollar-denominated non-US securities, because a depository receipt will not appreciate in value solely as a result of appreciation in the currency in which the underlying non-US dollar security is denominated.

**Large Cap Companies Risk.** Investments in large cap companies may underperform other segments of the market when such other segments are in favor or because such companies may be less responsive to competitive challenges and opportunities and may be unable to attain high growth rates during periods of economic expansion.

**Small and Mid Cap Companies Risk.** Small and mid cap companies carry additional risks because their earnings tend to be less predictable, their share prices more volatile and their securities less liquid than larger, more established companies. The shares of small and mid cap companies tend to trade less frequently than those of larger companies, which can have an adverse effect on the pricing of these securities and on the ability to sell these securities when the Investment Manager deems it appropriate.

**Value Investing Risk.** Value investments are believed by the Investment Manager to be undervalued, but may not realize their perceived value for extended periods of time or may never realize their perceived value. These securities may respond differently to market and other developments than other types of securities.

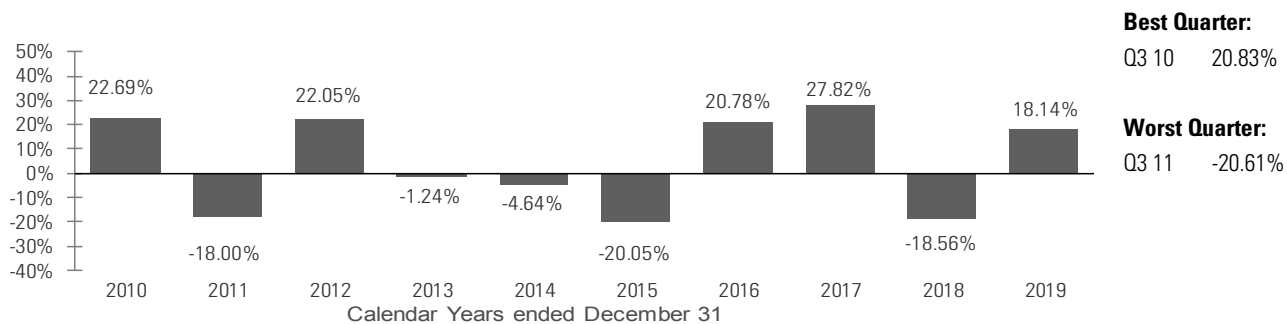
**Sector Risk.** Implementation of the Portfolio's investment strategy may, during certain periods, result in the investment of a significant portion of the Portfolio's assets in a particular market sector, such as companies in the financials sector, and the Portfolio would be expected to be affected by developments in that sector. Companies in the financials sector can be significantly affected by, among other things: government regulation; changes in interest rates and/or monetary policy and general economic conditions; the availability and cost of capital; capital requirements; decreased liquidity in credit markets; and the rate of defaults on corporate, consumer and government debt.

**Securities Selection Risk.** Securities and other investments selected by the Investment Manager for the Portfolio may not perform to expectations. This could result in the Portfolio's underperformance compared to other funds with similar investment objectives or strategies.

#### **Performance Bar Chart and Table Year-by-Year Total Returns for Service Shares**

As of 12/31

The accompanying bar chart and table provide some indication of the risks of investing in Lazard Retirement Emerging Markets Equity Portfolio by showing the Portfolio's year-by-year performance and its average annual performance compared to that of a broad measure of market performance. The bar chart shows how the performance of the Portfolio's Service Shares has varied from year to year over the past 10 calendar years. Performance information does not reflect the fees or charges imposed by the Participating Insurance Companies under the Policies, and such fees will have the effect of reducing performance. Updated performance information is available at [www.lazardassetmanagement.com](http://www.lazardassetmanagement.com) or by calling (800) 823-6300. The Portfolio's past performance is not necessarily an indication of how the Portfolio will perform in the future.



### Average Annual Total Returns

(for the periods ended December 31, 2019)

	Inception Date	1 Year	5 Years	10 Years	Life of Portfolio
Service Shares	11/04/97	18.14%	3.50%	3.22%	6.89%
Investor Shares	05/01/06	18.36%	3.74%	3.48%	4.40% (Service)
MSCI Emerging Markets Index (reflects no deduction for fees, expenses or taxes)		18.44%	5.61%	3.68%	4.40% (Investor)

## Management

### Investment Manager

Lazard Asset Management LLC

### Portfolio Managers/Analysts

James M. Donald, portfolio manager/analyst on the Investment Manager's Emerging Markets Equity team and Head of the Emerging Markets Group, has been with the Portfolio since November 2001.

Rohit Chopra, portfolio manager/analyst on the Investment Manager's Emerging Markets Equity team, has been with the Portfolio since May 2007.

Monika Shrestha, portfolio manager/analyst on the Investment Manager's Emerging Markets Equity team, has been with the Portfolio since December 2014.

John R. Reinsberg, portfolio manager/analyst on various of the Investment Manager's Global Equity and International Equity teams, has been with the Portfolio since November 1997.

### Additional Information

For important information about the purchase and sale of Portfolio shares, tax information and financial intermediary compensation, please turn to "Additional Information about the Portfolios" on page 20.

# Lazard Retirement Global Dynamic Multi-Asset Portfolio

## Investment Objective

The Portfolio seeks total return.

## Fees and Expenses

This table describes the fees and expenses that you may pay if you buy and hold shares of the Portfolio, a series of Lazard Retirement Series, Inc. (the "Fund"), but does not reflect the fees or charges imposed by the separate accounts of certain insurance companies (the "Participating Insurance Companies") under variable annuity contracts or variable life insurance policies (the "Policies" and each, a "Policy"). If such fees and charges were reflected, the figures in the table would be higher.

	Service Shares	Investor Shares
<b>Annual Portfolio Operating Expenses (expenses that you pay each year as a percentage of the value of your investment)</b>		
Management Fees	.80%	.80%
Distribution and Service (12b-1) Fees	.25%	None
Other Expenses	.15%	83.70%
Total Annual Portfolio Operating Expenses	1.20%	84.50%
Fee Waiver and/or Expense Reimbursement*	.15%	83.60%
Total Annual Portfolio Operating Expenses After Fee Waiver and/or Expense Reimbursement	1.05%	.90%

\* Reflects a contractual agreement by Lazard Asset Management LLC (the "Investment Manager") to waive its fee and, if necessary, reimburse the Portfolio until May 1, 2021 for Service Shares and until May 1, 2030 for Investor Shares, to the extent Total Annual Portfolio Operating Expenses exceed 1.05% and .90% of the average daily net assets of the Portfolio's Service Shares and Investor Shares, respectively, exclusive of taxes, brokerage, interest on borrowings, fees and expenses of "Acquired Funds," fees and expenses related to filing foreign tax reclaims and extraordinary expenses. This expense limitation agreement can only be amended by agreement of the Fund, upon approval by the Fund's Board of Directors, and the Investment Manager to lower the net amount shown and will terminate automatically in the event of termination of the Management Agreement between the Investment Manager and the Fund, on behalf of the Portfolio.

## Example

This Example is intended to help you compare the cost of investing in the Portfolio with the cost of investing in other mutual funds.

The Example assumes that you invest \$10,000 in the Portfolio for the time periods indicated and then hold or redeem all of your shares at the end of those periods. The Example also assumes that your investment has a 5% return each year and that the Portfolio's operating expenses remain the same, giving effect to the expense limitation agreement described above. The Example does not reflect fees and expenses imposed by the Participating Insurance Companies under the Policies; if they were reflected, the figures in the Example would be higher. Although your actual costs may be higher or lower, based on these assumptions your costs would be:

	1 year	3 years	5 years	10 years
Service Shares	\$ 107	\$ 366	\$ 645	\$ 1,441
Investor Shares	\$ 92	\$ 287	\$ 498	\$ 1,108

## Portfolio Turnover

The Portfolio pays transaction costs, such as commissions, when it buys and sells securities (or "turns over" its portfolio). A higher portfolio turnover rate may indicate higher transaction costs. These costs, which are not reflected in annual portfolio operating expenses or in the Example, affect the Portfolio's performance. During the most recent fiscal year, the Portfolio's portfolio turnover rate was 115% of the average value of its portfolio.



---

## Principal Investment Strategies

The Investment Manager allocates the Portfolio's assets among various US and non-US equity and fixed-income strategies managed by the Investment Manager in proportions consistent with the Investment Manager's evaluation of various economic and other factors designed to estimate probabilities, including volatility. The Investment Manager makes allocation decisions among the strategies based on quantitative and qualitative analysis using a number of different tools, including proprietary software models and input from the Investment Manager's research analysts. At any given time the Portfolio's assets may not be allocated to all strategies.

A principal component of the Investment Manager's investment process for the Portfolio is volatility management. The Investment Manager generally will seek to achieve, over a full market cycle, a level of volatility in the Portfolio's performance of approximately 10%. Volatility, a risk measurement, measures the magnitude of up and down fluctuations in the value of a financial instrument or index over time.

As a consequence of allocating its assets among various of the Investment Manager's investment strategies, the Portfolio may:

- invest in US and non-US equity and debt securities (including those of companies with business activities located in emerging market countries and securities issued by governments of such countries), depositary receipts and shares, currencies and related instruments, and structured notes
- invest in exchange-traded open-end management investment companies ("ETFs") and similar products, which generally pursue a passive index-based strategy
- invest in securities of companies of any size or market capitalization
- invest in debt securities of any maturity or duration
- invest in securities of any particular quality or investment grade and, as a result, the Portfolio may invest significantly in securities rated below investment grade (*e.g.*, lower than Baa by Moody's Investors Service, Inc. or lower than BBB by Standard & Poor's Ratings Group) ("junk bonds") or securities that are unrated
- enter into swap agreements (including credit default swap agreements) and forward contracts, and may purchase and write put and covered call options, on securities, indexes and currencies, for hedging purposes (although it is not required to do so) or to seek to increase returns

Under normal market conditions, the Portfolio invests significantly (at least 40%—unless market conditions are not deemed favorable by the Investment Manager, in which case the Portfolio would invest at least 30%) in issuers organized or located outside the US or doing a substantial amount of business outside the US, securities denominated in a foreign currency or foreign currency forward contracts.

## Principal Investment Risks

The value of your investment in the Portfolio will fluctuate, which means you could lose money.

**Allocation Risk.** The Portfolio's ability to achieve its investment objective depends in part on the Investment Manager's skill in determining the Portfolio's allocation among the investment strategies. The Investment Manager's evaluations and assumptions underlying its allocation decisions may differ from actual market conditions.

**Market Risk.** The Portfolio may incur losses due to declines in one or more markets in which it invests. These declines may be the result of, among other things, political, regulatory, market, economic or social developments affecting the relevant market(s). To the extent that such developments impact specific industries, market sectors, countries or geographic regions, the Portfolio's investments in such industries, market sectors, countries and/or geographic regions can be expected to be particularly affected, especially if such investments are a significant portion of its investment portfolio. In addition, turbulence in financial markets and reduced liquidity in equity,

---

credit and/or fixed income markets may negatively affect many issuers, which could adversely affect the Portfolio. Global economies and financial markets are increasingly interconnected, and conditions and events in one country, region or financial market may adversely impact issuers worldwide. As a result, local, regional or global events such as war, acts of terrorism, the spread of infectious illness or other public health issues, recessions or other events could have a significant negative impact on global economic and market conditions. The coronavirus disease 2019 (COVID-19) global pandemic and the aggressive responses taken by many governments or voluntarily imposed by private parties, including closing borders, restricting travel and imposing prolonged quarantines or similar restrictions, as well as the closure of, or operational changes to, many retail and other businesses, has had negative impacts, and in many cases severe negative impacts, on markets worldwide. It is not known how long such impacts, or any future impacts of other significant events described above, will or would last, but there could be a prolonged period of global economic slowdown, which may be expected to impact the Portfolio and its investments.

**Issuer Risk.** The value of a security may decline for a number of reasons which directly relate to the issuer, such as management performance, financial leverage and reduced demand for the issuer's goods or services, as well as the historical and prospective earnings of the issuer and the value of its assets or factors unrelated to the issuer's value, such as investor perception.

**Volatility Management Risk.** While the Investment Manager generally will seek to achieve, over a full market cycle, the level of volatility in the Portfolio's performance as described above, there can be no guarantee that this will be achieved; actual or realized volatility for any particular period may be materially higher or lower depending on market conditions. In addition, the Investment Manager's efforts to manage the Portfolio's volatility can be expected, in a period of generally positive equity market returns, to reduce the Portfolio's performance below what could be achieved without seeking to manage volatility and, thus, the Portfolio would generally be expected to underperform market indices that do not seek to achieve a specified level of volatility.

**Value Investing and Growth Investing Risks.** Value investments are believed by the Investment Manager to be undervalued, but may not realize their perceived value for extended periods of time or may never realize their perceived value. Growth investments are believed by the Investment Manager to have the potential for growth, but may not realize such perceived potential for extended periods of time or may never realize such perceived growth potential. Such securities may be more volatile than other securities because they can be more sensitive to investor perceptions of the issuing company's growth potential. These securities may respond differently to market and other developments than other types of securities.

**Quantitative Model Risk.** A quantitative model, such as the risk and other models used by the Investment Manager requires adherence to a systematic, disciplined process. The Investment Manager's ability to monitor and, if necessary, adjust its quantitative model could be adversely affected by various factors including incorrect or outdated market and other data inputs. Factors that affect a security's value can change over time, and these changes may not be reflected in the quantitative model. In addition, factors used in quantitative analysis and the weight placed on those factors may not be predictive of a security's value.

**Non-US Securities Risk.** The Portfolio's performance will be influenced by political, social and economic factors affecting the non-US countries and companies in which the Portfolio invests. Non-US securities carry special risks, such as less developed or less efficient trading markets, political instability, a lack of company information, differing auditing and legal standards, and, potentially, less liquidity.

**Emerging Market Risk.** Emerging market countries generally have economic structures that are less diverse and mature, and political systems that are less stable, than those of developed countries. The economies of countries with emerging markets may be based predominantly on only a few industries, may be highly vulnerable to changes in local or global trade conditions, and may suffer from extreme debt burdens or volatile inflation rates. The securities markets of emerging market countries have historically been extremely volatile. These market

---

conditions may continue or worsen. Significant devaluation of emerging market currencies against the US dollar may occur subsequent to acquisition of investments denominated in emerging market currencies.

**Foreign Currency Risk.** Investments denominated in currencies other than US dollars may experience a decline in value, in US dollar terms, due solely to fluctuations in currency exchange rates. The Portfolio's investments could be adversely affected by delays in, or a refusal to grant, repatriation of funds or conversion of emerging market currencies. The Investment Manager does not intend to actively hedge the Portfolio's foreign currency exposure.

**Fixed-Income and Debt Securities Risk.** The market value of a debt security may decline due to general market conditions that are not specifically related to a particular company, such as real or perceived adverse economic conditions, changes in the outlook for corporate earnings, changes in interest or currency rates or adverse investor sentiment generally. The debt securities market can be susceptible to increases in volatility and decreases in liquidity. Liquidity can decline unpredictably in response to overall economic conditions or credit tightening.

Prices of bonds and other debt securities tend to move inversely with changes in interest rates. Interest rate risk is usually greater for fixed-income securities with longer maturities or durations. A rise in interest rates (or the expectation of a rise in interest rates) may result in periods of volatility, decreased liquidity and increased redemptions, and, as a result, the Portfolio may have to liquidate portfolio securities at disadvantageous prices. Risks associated with rising interest rates are heightened given that the Federal Reserve has raised the federal funds rate several times in recent periods and may continue to increase rates in the future.

The Portfolio's investments in lower-rated, higher-yielding securities ("junk bonds") are subject to greater credit risk than its higher rated investments. Credit risk is the risk that the issuer will not make interest or principal payments, or will not make payments on a timely basis. Non-investment grade securities tend to be more volatile, less liquid and are considered speculative. If there is a decline, or perceived decline, in the credit quality of a debt security (or any guarantor of payment on such security), the security's value could fall, potentially lowering the Portfolio's share price. The prices of non-investment grade securities, unlike investment grade debt securities, may fluctuate unpredictably and not necessarily inversely with changes in interest rates. The market for these securities may be less liquid and therefore these securities may be harder to value or sell at an acceptable price, especially during times of market volatility or decline.

Some debt securities may give the issuer the option to call, or redeem, the securities before their maturity, and, during a time of declining interest rates, the Portfolio may have to reinvest the proceeds of called or redeemed securities in an investment offering a lower yield (and the Portfolio may not fully benefit from any increase in the value of its portfolio holdings as a result of declining interest rates).

Structured notes are privately negotiated debt instruments where the principal and/or interest is determined by reference to a specified asset, market or rate, or the differential performance of two assets or markets. Structured notes can have risks of both debt securities and derivatives transactions.

**ETF Risk.** Shares of ETFs may trade at prices that vary from their net asset values, sometimes significantly. The shares of ETFs may trade at prices at, below or above their most recent net asset value. In addition, the performance of an ETF pursuing a passive index-based strategy may diverge from the performance of the index. The Portfolio's investments in ETFs are subject to the risks of such ETF's investments, as well as to the general risks of investing in ETFs. Portfolio shares will bear not only the Portfolio's management fees and operating expenses, but also their proportional share of the management fees and operating expenses of the ETFs in which the Portfolio invests. The Portfolio may be limited by the Investment Company Act of 1940, as amended, in the amount of its assets that may be invested in ETFs unless an ETF has received an exemptive order from the Securities and Exchange Commission on which the Portfolio may rely or an exemption is available.

---

**Small and Mid Cap Companies Risk.** Small and mid cap companies carry additional risks because their earnings tend to be less predictable, their share prices more volatile and their securities less liquid than larger, more established companies. The shares of small and mid cap companies tend to trade less frequently than those of larger companies, which can have an adverse effect on the pricing of these securities and on the ability to sell these securities when the Investment Manager deems it appropriate.

**Liquidity Risk.** The lack of a readily available market may limit the ability of the Portfolio to sell certain securities and other investments at the time and price it would like. The size of certain securities offerings of emerging markets issuers may be relatively smaller in size than offerings in more developed markets and, in some cases, the Portfolio, by itself or together with other Portfolios or other accounts managed by the Investment Manager, may hold a position in a security that is large relative to the typical trading volume for that security; these factors can make it difficult for the Portfolio to dispose of the position at the desired time or price.

**Derivatives and Hedging Risk.** Derivatives transactions, including those entered into for hedging purposes (*i.e.*, seeking to protect Portfolio investments), may increase volatility, reduce returns, limit gains or magnify losses, perhaps substantially, particularly since most derivatives have a leverage component that provides investment exposure in excess of the amount invested. Swap agreements, forward currency contracts, over-the-counter options on securities, indexes and currencies, structured notes and other over-the-counter derivatives transactions are subject to the risk of default by the counterparty and can be illiquid. Changes in liquidity may result in significant, rapid and unpredictable changes in the prices for derivatives. These derivatives transactions, as well as the exchange-traded futures and options in which the Portfolio may invest, are subject to many of the risks of, and can be highly sensitive to changes in the value of the related security, index or currency. As such, a small investment could have a potentially large impact on the Portfolio's performance. In fact, many derivatives may be subject to greater risks than those associated with investing directly in the underlying or other reference asset. Derivatives transactions incur costs, either explicitly or implicitly, which reduce returns, and costs of engaging in such transactions may outweigh any gains or any losses averted from hedging activities. Successful use of derivatives, whether for hedging or for other investment purposes, is subject to the Investment Manager's ability to predict correctly movements in the direction of the relevant reference asset or market and, for hedging activities, correlation of the derivative instruments used with the investments seeking to be hedged. Use of derivatives transactions, even if entered into for hedging purposes, may cause the Portfolio to experience losses greater than if the Portfolio had not engaged in such transactions.

**High Portfolio Turnover Risk.** The Portfolio's investment strategy may involve high portfolio turnover (such as 100% or more). A portfolio turnover rate of 100%, for example, is equivalent to the Portfolio buying and selling all of its securities once during the course of the year. A high portfolio turnover rate could result in high transaction costs.

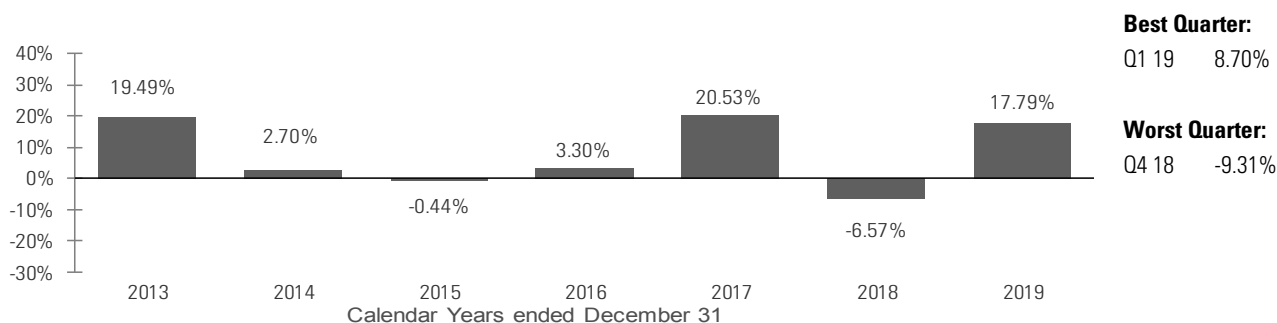
**Securities Selection Risk.** Securities and other investments selected by the Investment Manager for the Portfolio may not perform to expectations. This could result in the Portfolio's underperformance compared to other funds with similar investment objectives or strategies.

#### **Performance Bar Chart and Table** **Year-by-Year Total Returns for Service Shares**

As of 12/31

The accompanying bar chart and table provide some indication of the risks of investing in Lazard Retirement Global Dynamic Multi-Asset Portfolio by showing the Portfolio's year-by-year performance and its average annual performance compared to that of broad measures of market performance. The bar chart shows how the performance of the Portfolio's Service Shares has varied from year to year. Performance information does not reflect the fees or charges imposed by the Participating Insurance Companies under the Policies, and such fees will have the effect of reducing performance. Updated performance information is available at [www.lazardassetmanagement.com](http://www.lazardassetmanagement.com) or by calling (800) 823-6300. The Portfolio's past performance is not necessarily an indication of how the Portfolio will perform in the future.

The 50% MSCI World Index/50% Bloomberg Barclays Global Aggregate Index shown in the table is an unmanaged index created by the Investment Manager and is a 50/50 blend of the MSCI World Index and the Bloomberg Barclays Global Aggregate® Index.



### Average Annual Total Returns

(for the periods ended December 31, 2019)

	Inception Date	1 Year	5 Years	Life of Portfolio
Service Shares	04/30/12	17.79%	6.41%	7.73%
Investor Shares	12/31/18	17.79%	N/A	17.79%
MSCI World Index (reflects no deduction for fees, expenses or taxes)		27.67%	8.74%	10.31% (Service) 27.67% (Investor)
50% MSCI World Index/50% Bloomberg Barclays Global Aggregate Index (reflects no deduction for fees, expenses or taxes)		34.85%	5.67%	5.99% (Service) 17.79% (Investor)

### Management

#### Investment Manager

Lazard Asset Management LLC

#### Portfolio Managers/Analysts

Jai Jacob, portfolio manager/analyst on the Investment Manager’s Multi-Asset team, has been with the Portfolio since April 2012.

Stephen Marra, portfolio manager/analyst on the Investment Manager’s Multi-Asset team, has been with the Portfolio since May 2013.

Kim Tilley, portfolio manager/analyst on the Investment Manager’s Multi-Asset team, has been with the Portfolio since May 2020.

#### Additional Information

For important information about the purchase and sale of Portfolio shares, tax information and financial intermediary compensation, please turn to “Additional Information about the Portfolios” on page 20.

### **Purchase and Sale of Portfolio Shares**

Portfolio shares are currently offered only to Participating Insurance Companies. Portfolio shares may be sold each business day by the separate accounts of the Participating Insurance Companies.

### **Tax Information**

Owners of the Policies offered by the separate accounts of Participating Insurance Companies should consult the prospectuses or other disclosure documents of the separate accounts regarding the federal tax consequences of investing in a Portfolio through a separate account.

### **Financial Intermediary Compensation**

#### *Payments to Participating Insurance Companies and Financial Intermediaries*

The Portfolios and the Investment Manager and its affiliates may pay Participating Insurance Companies, or their affiliates, for the sale of Portfolio shares and related services. Participating Insurance Companies, or their affiliates, may pay broker-dealers or other financial intermediaries that sell Policies for the sale of shares of a Portfolio and related services. When received by a Participating Insurance Company, such payments may be a factor that the Participating Insurance Company considers in including a Portfolio as an investment option in its Policies. The prospectus or other disclosure document for the Policies may contain additional information about these payments. When received by a financial intermediary, such payments may create a conflict of interest by influencing the financial intermediary and salespersons to recommend a Portfolio over other mutual funds available as investment options under a Policy. Ask the salesperson or visit the financial intermediary's website for more information.

## Overview

Lazard Retirement Series, Inc. (the “Fund”) consists of twenty-two separate Portfolios, four of which are described in this Prospectus.

Each Portfolio has its own investment objective, strategies, and risk/return and expense profile. There is no guarantee that any Portfolio will achieve its investment objective. Because you could lose money by investing in a Portfolio, be sure to read all risk disclosures carefully before investing.

Each Portfolio other than Lazard Retirement Global Dynamic Multi-Asset Portfolio has adopted a policy to invest at least 80% of its assets in specified securities appropriate to its name and to provide its shareholders with at least 60 days’ prior notice of any change with respect to this policy.

Each Portfolio’s investment objective may only be changed with the approval of the Portfolio’s shareholders.

*Information on the recent strategies and holdings of each Portfolio can be found in the current annual/semi-annual report (see back cover).*

*The Portfolios are intended to be funding vehicles for variable annuity contracts and variable life insurance policies (the “Policies” and each, a “Policy”) offered by the separate accounts of certain insurance companies (the “Participating Insurance Companies”). Not all Portfolios or share classes may be available through a particular Policy. Individuals may not purchase Portfolio shares directly from the Fund. The Policies are described in the separate account prospectuses, over which the Fund assumes no responsibility. The investment objective and policies of a Portfolio may be similar to other funds/portfolios managed or advised by Lazard Asset Management LLC (the “Investment Manager”). However, the investment results of a Portfolio may be higher or lower than, and there is no guarantee that the investment results of a Portfolio will be comparable to, any other funds/portfolios managed or advised by the Investment Manager. Portfolio shares may also be offered to certain qualified pension and retirement plans and to accounts permitting accumulation of assets on a tax-deferred basis (“Eligible Plans”). Differences in tax treatment or other considerations may cause the interests of Policy owners and Eligible Plan participants investing in a Portfolio to conflict. The Board of Directors (the “Board”) monitors each Portfolio for any material conflicts and determines what action, if any, should be taken. For information about Eligible Plan investing, call (800) 823-6300.*

## Investment Strategies

### Lazard Retirement US Small-Mid Cap Equity Portfolio

The Portfolio invests primarily in equity securities, including common stocks, preferred stocks and convertible securities, of small to mid capitalization US companies. The Investment Manager considers “small-mid cap companies” to be those companies that, at the time of initial purchase by the Portfolio, have market capitalizations within the range of companies included in the Russell 2500 Index (ranging from approximately \$5.6 million to \$23.9 billion as of April 5, 2020). Because “small-mid cap companies” are defined in part by reference to an index, the market capitalization of companies in which the Portfolio invests may vary with market conditions. The Investment Manager is not required to sell a company’s securities from the Portfolio’s holdings when the capitalization of that company increases such that the company no longer meets the definition of a “small-mid cap company.”

Under normal circumstances, the Portfolio invests at least 80% of its assets in equity securities of small-mid cap US companies. The Investment Manager focuses on relative value in seeking to construct a diversified portfolio of investments for the Portfolio that maintains sector and industry balance, using investment opportunities identified through bottom-up fundamental research conducted by the Investment Manager’s small cap, mid cap and global research analysts.

---

The Investment Manager believes that contribution of ideas from multiple sources within the firm benefits the generation of investment ideas for consideration by the Portfolio's portfolio management team. Companies selected for investment in the Portfolio generally have, in the Investment Manager's opinion, one or more of the following characteristics:

- sustainable returns
- strong free cash flow with balance sheet flexibility
- attractive valuation, utilizing peer group and historical comparisons

The Portfolio may invest up to 20% of its assets in the securities of larger or smaller US or non-US companies.

The Portfolio considers a company or issuer to be a "US company" if: (i) the company/issuer is organized under the laws of or is domiciled in the US or maintains its principal place of business in the US; (ii) the security, or security of such company/issuer, is traded principally in the US; or (iii) during the most recent fiscal year of the company/issuer, the company/issuer derived at least 50% of its revenues or profits from goods produced or sold, investments made, or services performed in the US or that has at least 50% of its assets in the US.

The Portfolio may invest in ETFs and similar products, which generally pursue a passive index-based strategy.

The Portfolio may, but is not required to, enter into futures contracts and/or swap agreements in an effort to protect the Portfolio's investments against a decline in the value of Portfolio investments that could occur following the effective date of a large redemption order and while the Portfolio is selling securities to meet the redemption request. Since, in this event, the redemption order is priced at the (higher) value of the Portfolio's investments at the effective date of redemption, these transactions would seek to protect the value of Portfolio shares remaining outstanding from dilution or magnified losses resulting from the Portfolio selling securities to meet the redemption request while the value of such securities is declining. For the most part, this approach is anticipated to be utilized, if at all, if a significant percentage of Portfolio shares is redeemed on a single day, or other similar circumstances.

A certain portion of the Portfolio's assets may be held in reserves, typically invested in shares of a money market mutual fund. The reserve position provides flexibility in meeting redemptions, paying expenses and managing cash flows into the Portfolio. In addition, when the Investment Manager determines that adverse market conditions exist, the Portfolio may adopt a temporary defensive position and invest some or all of its assets in money market mutual funds and/or money market instruments. In pursuing a temporary defensive strategy, the Portfolio may forgo potentially more profitable investment strategies and, as a result, may not achieve its stated investment objective.

#### **Lazard Retirement International Equity Portfolio**

The Portfolio invests primarily in equity securities, including common stocks, preferred stocks and convertible securities, of relatively large non-US companies with market capitalizations in the range of companies included in the MSCI EAFE Index (ranging from approximately \$602.6 million to \$311.6 billion as of April 5, 2020) that the Investment Manager believes are undervalued based on their earnings, cash flow or asset values. The allocation of the Portfolio's assets among geographic sectors, and between developed and emerging market countries, may shift from time to time based on the Investment Manager's judgment and its analysis of market conditions.

In choosing stocks for the Portfolio, the Investment Manager looks for established companies in economically developed countries and may invest up to 15% of the Portfolio's assets in securities of companies whose principal business activities are located in emerging market countries. Under normal circumstances, the Portfolio invests at least 80% of its assets in equity securities. In addition to common stocks, such equity securities also may include American Depositary Receipts ("ADRs"), Global Depositary Receipts ("GDRs") and European Depositary Receipts ("EDRs").



---

The Portfolio may invest in ETFs and similar products, which generally pursue a passive index-based strategy.

The Portfolio may, but is not required to, enter into futures contracts and/or swap agreements in an effort to protect the Portfolio's investments against a decline in the value of Portfolio investments that could occur following the effective date of a large redemption order and while the Portfolio is selling securities to meet the redemption request. Since, in this event, the redemption order is priced at the (higher) value of the Portfolio's investments at the effective date of redemption, these transactions would seek to protect the value of Portfolio shares remaining outstanding from dilution or magnified losses resulting from the Portfolio selling securities to meet the redemption request while the value of such securities is declining. For the most part, this approach is anticipated to be utilized, if at all, if a significant percentage of Portfolio shares is redeemed on a single day, or other similar circumstances.

A certain portion of the Portfolio's assets may be held in reserves, typically invested in shares of a money market mutual fund. The reserve position provides flexibility in meeting redemptions, paying expenses and managing cash flows into the Portfolio. In addition, when the Investment Manager determines that adverse market conditions exist, the Portfolio may adopt a temporary defensive position and invest some or all of its assets in money market mutual funds and/or money market instruments. In pursuing a temporary defensive strategy, the Portfolio may forgo potentially more profitable investment strategies and, as a result, may not achieve its stated investment objective.

#### **Lazard Retirement Emerging Markets Equity Portfolio**

The Portfolio invests primarily in equity securities, including common stocks, preferred stocks and convertible securities, of non-US companies whose principal activities are located in emerging market countries and that the Investment Manager believes are undervalued based on their earnings, cash flow or asset values. The allocation of the Portfolio's assets among emerging market countries may shift from time to time based on the Investment Manager's judgment and its analysis of market conditions. The Portfolio may invest in securities of companies across the capitalization spectrum, and the market capitalizations of companies in which the Portfolio invests may vary with market conditions.

Emerging market countries include all countries represented by the MSCI Emerging Markets Index, which currently includes: Argentina, Brazil, Chile, China, Colombia, Czech Republic, Egypt, Greece, Hungary, India, Indonesia, Korea, Malaysia, Mexico, Pakistan, Peru, Philippines, Poland, Qatar, Russia, Saudi Arabia, South Africa, Taiwan, Thailand, Turkey and United Arab Emirates.

Under normal circumstances, the Portfolio invests at least 80% of its assets in equity securities of companies whose principal business activities are located in emerging market countries. In addition to common stocks, such equity securities also may include ADRs, GDRs and EDRs. In addition, implementation of the Portfolio's investment strategy may, during certain periods, result in the investment of a significant portion of the Portfolio's assets in a particular market sector.

The Portfolio may invest in ETFs and similar products, which generally pursue a passive index-based strategy.

The Portfolio may, but is not required to, enter into futures contracts and/or swap agreements in an effort to protect the Portfolio's investments against a decline in the value of Portfolio investments that could occur following the effective date of a large redemption order and while the Portfolio is selling securities to meet the redemption request. Since, in this event, the redemption order is priced at the (higher) value of the Portfolio's investments at the effective date of redemption, these transactions would seek to protect the value of Portfolio shares remaining outstanding from dilution or magnified losses resulting from the Portfolio selling securities to meet the redemption request while the value of such securities is declining. For the most part, this approach is anticipated to be utilized, if at all, if a significant percentage of Portfolio shares is redeemed on a single day, or other similar circumstances.

---

A certain portion of the Portfolio's assets may be held in reserves, typically invested in shares of a money market mutual fund. The reserve position provides flexibility in meeting redemptions, paying expenses and managing cash flows into the Portfolio. In addition, when the Investment Manager determines that adverse market conditions exist, the Portfolio may adopt a temporary defensive position and invest some or all of its assets in money market mutual funds and/or money market instruments. In pursuing a temporary defensive strategy, the Portfolio may forgo potentially more profitable investment strategies and, as a result, may not achieve its stated investment objective.

### **Lazard Retirement Global Dynamic Multi-Asset Portfolio**

The Investment Manager allocates the Portfolio's assets among various US and non-US equity and fixed-income strategies managed by the Investment Manager in proportions consistent with the Investment Manager's evaluation of various economic and other factors designed to estimate probabilities, including volatility. The Investment Manager makes allocation decisions among the strategies based on quantitative and qualitative analysis using a number of different tools, including proprietary software models and input from the Investment Manager's research analysts. At any given time the Portfolio's assets may not be allocated to all strategies. Quantitative analysis includes statistical analysis of portfolio risks and performance characteristics, factor dependencies and trading tendencies. Qualitative analysis includes analysis of the global economic environment as well as internal and external research on individual securities, portfolio holdings, attribution factors, behavioral patterns and overall market views and scenarios.

A principal component of the Investment Manager's investment process for the Portfolio is volatility management. The Investment Manager generally will seek to achieve, over a full market cycle, a level of volatility in the Portfolio's performance of approximately 10%. Volatility, a risk measurement, measures the magnitude of up and down fluctuations in the value of a financial instrument or index over time.

The Investment Manager engages in fundamental analysis (including credit analysis) while taking into account macroeconomic and other considerations in selecting investment opportunities. The allocation among the Investment Manager's strategies may shift from time to time based on the Investment Manager's judgment and its analysis of market conditions, and at any given time the Portfolio's assets may not be allocated to all strategies. The investment philosophy employed for the Portfolio is based on an understanding that the current economic environment can be coupled with research into the drivers of (and risks to) outperformance in the strategies in which the Portfolio invests to create a blend of strategies aligned with the economic cycle.

As a consequence of allocating its assets among various of the Investment Manager's investment strategies, the Portfolio may:

- invest in US and non-US equity and debt securities (including those of companies with business activities located in emerging market countries and securities issued by governments of such countries), depositary receipts and shares, currencies and related instruments, and structured notes
- invest in ETFs and similar products, which generally pursue a passive index-based strategy
- invest in securities of companies of any size or market capitalization
- invest in debt securities of any maturity or duration
- invest in securities of any particular quality or investment grade and, as a result, the Portfolio may invest significantly in securities rated below investment grade (*e.g.*, lower than Baa by Moody's Investors Service or lower than BBB by Standard & Poor's Ratings Group) ("junk bonds") or securities that are unrated
- enter into swap agreements (including credit default swap agreements) and forward contracts, and may purchase and write put and covered call options, on securities, indexes and currencies, for hedging purposes (although it is not required to do so) or to seek to increase returns

---

Debt securities in which the Portfolio may invest (as a consequence of allocating its assets among various of the Investment Manager's investment strategies) include debt securities issued or guaranteed by governments, government agencies or supranational bodies or US and non-US companies or other private-sector entities, including fixed and/or floating rate investment grade and non-investment grade bonds ("junk bonds"), convertible securities, commercial paper, collateralized debt obligations, short- and medium-term obligations and other fixed-income obligations.

Under normal market conditions, the Portfolio invests significantly (at least 40%—unless market conditions are not deemed favorable by the Investment Manager, in which case the Portfolio would invest at least 30%) in issuers organized or located outside the US or doing a substantial amount of business outside the US, securities denominated in a foreign currency or foreign currency forward contracts.

The Portfolio considers a company or issuer that derives at least 50% of its revenue from business outside the US or has at least 50% of its assets outside the US as doing a substantial amount of business outside the US. The allocation of the Portfolio's assets among geographic sectors may shift from time to time based on the Investment Manager's judgment and its analysis of market conditions.

The Portfolio may, but is not required to, enter into futures contracts and/or swap agreements in an effort to protect the Portfolio's investments against a decline in the value of Portfolio investments that could occur following the effective date of a large redemption order and while the Portfolio is selling securities to meet the redemption request. Since, in this event, the redemption order is priced at the (higher) value of the Portfolio's investments at the effective date of redemption, these transactions would seek to protect the value of Portfolio shares remaining outstanding from dilution or magnified losses resulting from the Portfolio selling securities to meet the redemption request while the value of such securities is declining. For the most part, this approach is anticipated to be utilized, if at all, if a significant percentage of Portfolio shares is redeemed on a single day, or other similar circumstances.

A certain portion of the Portfolio's assets may be held in reserves, typically invested in shares of a money market mutual fund. The reserve position provides flexibility in meeting redemptions, paying expenses and managing cash flows into the Portfolio. In addition, when the Investment Manager determines that adverse market conditions exist, the Portfolio may adopt a temporary defensive position and invest some or all of its assets in money market mutual funds and/or money market instruments. In pursuing a temporary defensive strategy, the Portfolio may forgo potentially more profitable investment strategies and, as a result, may not achieve its stated investment objective.

### **Investment Risks**

You should be aware that the Portfolios:

- are not bank deposits
- are not guaranteed, endorsed or insured by any bank, financial institution or government entity, such as the Federal Deposit Insurance Corporation
- are not guaranteed to achieve their stated goals

The Portfolios also are subject to the investment risks listed in the tables below. For a description of the risks listed in the tables, please see "Glossary—Investment Risks" immediately following the tables. See also the Portfolios' Statement of Additional Information ("SAI") for information on certain other investments in which the Portfolios may invest and other investment techniques in which the Portfolios may engage from time to time and related risks.

	Retirement US Small-Mid Cap Equity Portfolio	Retirement International Equity Portfolio
Cybersecurity Risk	✓	✓
Depository Receipts Risk	✓	✓
Derivatives and Hedging Risk	✓	✓
Emerging Market Risk		✓
ETF and Similar Products Risk	✓	✓
Foreign Currency Risk	✓	✓
IPO Shares Risk	✓	✓
Issuer Risk	✓	✓
Large Cap Companies Risk		✓
Market Risk	✓	✓
Non-US Securities Risk	✓	✓
Securities Selection Risk	✓	✓
Small and Mid Cap Companies Risk	✓	✓
Value Investing Risk	✓	✓

	Retirement Emerging Markets Equity Portfolio	Retirement Global Dynamic Multi-Asset Portfolio
Allocation Risk		✓
Cybersecurity Risk	✓	✓
Depository Receipts Risk	✓	✓
Derivatives and Hedging Risk	✓	✓
Emerging Market Risk	✓	✓
ETF and Similar Products Risk	✓	✓
Fixed-Income and Debt Securities Risk		✓
Foreign Currency Risk	✓	✓
Growth Investing Risk		✓
High Portfolio Turnover Risk		✓
IPO Shares Risk	✓	✓
Issuer Risk	✓	✓
Large Cap Companies Risk	✓	✓
Liquidity Risk	✓	✓
Market Risk	✓	✓
Monetary Policy, Political and Legislative Risk		✓
Non-US Securities Risk	✓	✓
Quantitative Model Risk		✓
Sector Risk	✓	
Securities Selection Risk	✓	✓
Small and Mid Cap Companies Risk	✓	✓
Value Investing Risk	✓	✓
Volatility Management Risk		✓

## Glossary – Investment Risks

**Allocation Risk.** The Portfolio’s ability to achieve its investment objective depends in part on the Investment Manager’s skill in determining the Portfolio’s allocation among the investment strategies. The Investment

---

Manager's evaluations and assumptions underlying its allocation decisions may differ from actual market conditions.

**Cybersecurity Risk.** The Portfolio and its service providers are susceptible to operational and information security and related risks of cybersecurity incidents. Cybersecurity attacks include, but are not limited to, gaining unauthorized access to digital systems (*e.g.*, through "hacking" or malicious software coding) for purposes of misappropriating assets or sensitive information, corrupting data or causing operational disruption. Cybersecurity incidents affecting the Investment Manager, transfer agent or custodian or other service providers such as financial intermediaries have the ability to cause disruptions and impact business operations, potentially resulting in financial losses, including by interference with the Portfolio's ability to calculate its net asset value ("NAV"); impediments to trading for the Portfolio's portfolio managers; the inability of Portfolio shareholders to transact business with the Portfolio; violations of applicable privacy, data security or other laws; regulatory fines and penalties; reputational damage; reimbursement or other compensation or remediation costs; legal fees; or additional compliance costs. Similar adverse consequences could result from cybersecurity incidents affecting issuers of securities in which the Portfolio invests, counterparties with which the Portfolio engages in transactions, governmental and other regulatory authorities, exchange and other financial market operators, banks, brokers, dealers, insurance companies and other financial institutions and other parties. There are inherent limitations in any cybersecurity risk management systems or business continuity plans, including the possibility that certain risks have not been identified.

**Depository Receipts Risk.** ADRs and similar depository receipts typically will be subject to certain of the risks associated with direct investments in the securities of non-US companies, because their values depend on the performance of the underlying non-US securities. However, currency fluctuations will impact investments in depository receipts differently than direct investments in non-US dollar-denominated non-US securities, because a depository receipt will not appreciate in value solely as a result of appreciation in the currency in which the underlying non-US dollar security is denominated. Certain countries may limit the ability to convert depository receipts into the underlying non-US securities and vice versa, which may cause the securities of the non-US company to trade at a discount or premium to the market price of the related depository receipt. The Portfolio may invest in depository receipts through an unsponsored facility where the depository issues the depository receipts without an agreement with the company that issues the underlying securities. Holders of unsponsored depository receipts generally bear all the costs of such facilities, and the depository of an unsponsored facility frequently is under no obligation to distribute shareholder communications received from the issuer of the deposited security or to pass through voting rights to the holders of the depository receipts with respect to the deposited securities. As a result, available information concerning the issuer may not be as current as for sponsored depository receipts, and the prices of unsponsored depository receipts may be more volatile than if such instruments were sponsored by the issuer.

**Derivatives and Hedging Risk.** Derivatives transactions, including those entered into for hedging purposes (*i.e.*, seeking to protect Portfolio investments), may increase volatility, reduce returns, limit gains or magnify losses, perhaps substantially, particularly since most derivatives have a leverage component that provides investment exposure in excess of the amount invested. Over-the-counter swap agreements, forward currency contracts, writing or purchasing over-the-counter options on securities (including options on ETFs and exchange-traded notes ("ETNs")), indexes and currencies and other over-the-counter derivatives transactions are subject to the risk of default by the counterparty and can be illiquid. Changes in liquidity may result in significant, rapid and unpredictable changes in the prices for derivatives. These derivatives transactions, as well as the exchange-traded futures and options in which the Portfolio may invest, are subject to many of the risks of, and can be highly sensitive to changes in the value of, the related index, commodity, interest rate, currency, security or other reference asset. As such, a small investment could have a potentially large impact on the Portfolio's performance. Purchasing options will reduce returns by the amount of premiums paid for options that are not exercised. In fact, many derivatives may be subject to greater risks than those associated with investing directly in the underlying or other reference asset. Derivatives transactions incur costs, either explicitly or implicitly, which reduce returns, and costs of engaging in such transactions may outweigh any gains or any losses averted from hedging activities.

---

Successful use of derivatives, whether for hedging or for other investment purposes, is subject to the Investment Manager's ability to predict correctly movements in the direction of the relevant reference asset or market and, for hedging activities, correlation of the derivative instruments used with the investments seeking to be hedged. Use of derivatives transactions, even when entered into for hedging purposes, may cause the Portfolio to experience losses greater than if the Portfolio had not engaged in such transactions. Future rules and regulations of the Securities and Exchange Commission (the "SEC") may impact the Portfolio's derivatives transactions as described in this prospectus.

**Emerging Market Risk.** Emerging market countries generally have economic structures that are less diverse and mature, and political systems that are less stable, than those of developed countries. The economies of countries with emerging markets may be based predominantly on only a few industries, may be highly vulnerable to changes in local or global trade conditions, and may suffer from extreme debt burdens or volatile inflation rates. The securities markets of emerging market countries have historically been extremely volatile. These market conditions may continue or worsen. Investments in these countries may be subject to political, economic, legal, market and currency risks. The risks may include less protection of property rights and uncertain political and economic policies, the imposition of capital controls and/or foreign investment limitations by a country, nationalization of businesses and the imposition of sanctions by other countries, such as the US. Significant devaluation of emerging market currencies against the US dollar may occur subsequent to acquisition of investments denominated in emerging market currencies.

**ETFs and Similar Products Risk.** Shares of ETFs and similar products such as ETNs in which the Portfolio may invest may trade at prices that vary from their NAVs, sometimes significantly. The shares of ETFs, ETNs and similar products may trade at prices at, below or above their most recent NAV. In addition, the performance of an ETF pursuing a passive index-based strategy may diverge from the performance of the index. ETNs may not trade in the secondary market, but typically are redeemable by the issuer. The Portfolio's investments in ETFs and similar products are subject to the risks of investments made by the ETFs and similar products, as well as to the general risks of investing in ETFs and similar products. Portfolio shares will bear not only the Portfolio's management fees and operating expenses, but also their proportional share of the management fees and operating expenses of the ETFs and similar products in which the Portfolio invests. While ETNs do not have management fees, they are subject to certain investor fees. ETNs are debt securities that, like ETFs, typically are listed on exchanges and their terms generally provide for a return that tracks specified market indexes. However, unlike ETFs, ETNs are not registered investment companies and thus are not regulated under the Investment Company Act of 1940 (the "1940 Act"). In addition, as debt securities, ETNs are subject to the additional risk of the creditworthiness of the issuer. ETNs typically do not make periodic interest payments. The Portfolio may be limited by the 1940 Act in the amount of its assets that may be invested in ETFs unless an ETF has received an exemptive order from the SEC on which the Portfolio may rely or an exemption is available. Many ETFs have received an exemptive order from the SEC providing an exemption from the 1940 Act limits on the amount of assets that may be invested in ETFs, and the Portfolio's reliance on an order is conditioned on compliance with certain terms and conditions of the order, including that the Portfolio enter into a purchasing fund agreement with the ETF regarding the terms of the investment. If an exemptive order has not been received and an exemption is not available under the 1940 Act, the Portfolio will be limited in the amount it can invest in ETFs that are registered investment companies to: (1) 3% or less of an ETF's voting shares, (2) an ETF's shares in value equal to or less than 5% of the Portfolio's assets and (3) shares of ETFs in the aggregate in value equal to or less than 10% of the Portfolio's total assets.

**Fixed-Income and Debt Securities Risk.** The market value of a debt security may decline due to general market conditions that are not specifically related to a particular company, such as real or perceived adverse economic conditions, changes in the outlook for corporate earnings, changes in interest or currency rates or adverse investor sentiment generally. The debt securities market can be susceptible to increases in volatility and decreases in liquidity. Liquidity can decline unpredictably in response to overall economic conditions or credit tightening.

---

Prices of bonds and other debt securities tend to move inversely with changes in interest rates. Typically, a rise in rates will adversely affect debt securities and, accordingly, will cause the value of the Portfolio's investments in these securities to decline. Interest rate risk is usually greater for fixed-income securities with longer maturities or durations. A rise in interest rates (or the expectation of a rise in interest rates) may result in periods of volatility, decreased liquidity and increased redemptions, and, as a result, the Portfolio may have to liquidate portfolio securities at disadvantageous prices. Risks associated with rising interest rates are heightened given that the Federal Reserve has raised the federal funds rate several times in recent periods and may continue to increase rates in the near future. During periods of reduced market liquidity, the Portfolio may not be able to readily sell debt securities at prices at or near their perceived value. An unexpected increase in Portfolio redemption requests, including a single large request for a significant percentage of the Portfolio's shares, which may be triggered by market turmoil or an increase in interest rates, could cause the Portfolio to sell its holdings at a loss or at undesirable prices and adversely affect the Portfolio's share price and increase the Portfolio's liquidity risk and/or Portfolio expenses. Economic and other developments can adversely affect debt securities markets.

The Portfolio's investments in lower-rated, higher-yielding securities ("junk bonds") are subject to greater credit risk than its higher rated investments. Credit risk is the risk that the issuer will not make interest or principal payments, or will not make payments on a timely basis. Non-investment grade securities tend to be more volatile, less liquid and are considered speculative. If there is a decline, or perceived decline, in the credit quality of a debt security (or any guarantor of payment on such security), the security's value could fall, potentially lowering the Portfolio's share price. The prices of non-investment grade securities, unlike investment grade debt securities, may fluctuate unpredictably and not necessarily inversely with changes in interest rates. The prices of high yield securities can fall in response to negative news about the issuer or its industry, or the economy in general to a greater extent than those of higher rated securities. The market for these securities may be less liquid and therefore these securities may be harder to value or sell at an acceptable price, especially during times of market volatility or decline.

Some fixed-income securities may give the issuer the option to call, or redeem, the securities before their maturity. If securities held by the Portfolio are called during a time of declining interest rates (which is typically the case when issuers exercise options to call outstanding securities), the Portfolio may have to reinvest the proceeds in an investment offering a lower yield (and the Portfolio may not fully benefit from any increase in the value of its portfolio holdings as a result of declining interest rates).

Adjustable rate securities provide the Portfolio with a certain degree of protection against rises in interest rates, although such securities will participate in any declines in interest rates as well. Certain adjustable rate securities, such as those with interest rates that fluctuate directly or indirectly based on multiples of a stated index, are designed to be highly sensitive to changes in interest rates and can subject the holders thereof to extreme reductions of yield and possibly loss of principal. Certain fixed-income securities may be issued at a discount from their face value (such as zero coupon securities) or purchased at a price less than their stated face amount or at a price less than their issue price plus the portion of "original issue discount" previously accrued thereon, *i.e.*, purchased at a "market discount." The amount of original issue discount and/or market discount on certain obligations may be significant, and accretion of market discount together with original issue discount will cause the Portfolio to realize income prior to the receipt of cash payments with respect to these securities.

Structured notes are privately negotiated debt instruments where the principal and/or interest is determined by reference to a specified asset, market or rate, or the differential performance of two assets or markets. Structured notes can have risks of both debt securities and derivative transactions.

**Foreign Currency Risk.** Investments denominated in currencies other than US dollars may experience a decline in value, in US dollar terms, due solely to fluctuations in currency exchange rates. The Portfolio's investments could be adversely affected by delays in, or a refusal to grant, repatriation of funds or conversion of emerging market currencies. The Investment Manager generally does not intend to actively hedge the Portfolios' foreign currency exposure.

---

**Growth Investing Risk.** Growth investments are believed by the Investment Manager to have the potential for growth, but may not realize such perceived potential for extended periods of time or may never realize such perceived growth potential. Such stocks may be more volatile than other stocks because they can be more sensitive to investor perceptions of the issuing company's growth potential. These stocks may respond differently to market and other developments than other types of stocks.

**High Portfolio Turnover Risk.** The Portfolio's investment strategies may involve high portfolio turnover (such as 100% or more). A portfolio turnover rate of 100%, for example, is equivalent to the Portfolio buying and selling all of its securities once during the course of the year. A high portfolio turnover rate could result in high transaction costs, which will reduce returns to shareholders.

**IPO Shares Risk.** The prices of securities purchased in initial public offerings ("IPOs") can be very volatile. The effect of IPOs on the Portfolio's performance depends on a variety of factors, including the number of IPOs the Portfolio invests in relative to the size of the Portfolio and whether and to what extent a security purchased in an IPO appreciates or depreciates in value. As the Portfolio's asset base increases, IPOs may have a diminished effect on the Portfolio's performance.

**Issuer Risk.** The value of a security may decline for a number of reasons which directly relate to the issuer, such as management performance, financial leverage and reduced demand for the issuer's goods or services, as well as the historical and prospective earnings of the issuer and the value of its assets or factors unrelated to the issuer's value, such as investor perception.

**Large Cap Companies Risk.** Investments in large cap companies may underperform other segments of the market when such other segments are in favor or because such companies may be less responsive to competitive challenges and opportunities and may be unable to attain high growth rates during periods of economic expansion.

**Liquidity Risk.** The lack of a readily available market may limit the ability of the Portfolio to sell certain securities at the time and price it would like. The size of certain securities offerings of emerging markets issuers may be relatively smaller in size than offerings in more developed markets and, in some cases, the Portfolio, by itself or together with other Portfolios or other accounts managed by the Investment Manager, may hold a position in a security that is large relative to the typical trading volume for that security; these factors can make it difficult for the Portfolio to dispose of the position at the desired time or price.

**Market Risk.** The Portfolio may incur losses due to declines in one or more markets in which it invests. These declines may be the result of, among other things, political, regulatory, market, economic or social developments affecting the relevant market(s). To the extent that such developments impact specific industries, market sectors, countries or geographic regions, the Portfolio's investments in such industries, market sectors, countries and/or geographic regions can be expected to be particularly affected, especially if such investments are a significant portion of its investment portfolio. In addition, turbulence in financial markets and reduced liquidity in equity, credit and/or fixed income markets may negatively affect many issuers, which could adversely affect the Portfolio. Global economies and financial markets are increasingly interconnected, and conditions and events in one country, region or financial market may adversely impact issuers in a different country, region or financial market. These risks may be magnified if certain events or developments adversely interrupt the global supply chain; in these and other circumstances, such risks might affect companies worldwide. As a result, local, regional or global events such as war, acts of terrorism, the spread of infectious illness or other public health issues, recessions or other events could have a significant negative impact on global economic and market conditions. The coronavirus disease 2019 (COVID-19) global pandemic and the aggressive responses taken by many governments or voluntarily imposed by private parties, including closing borders, restricting international and domestic travel, and imposing prolonged quarantines or similar restrictions, as well as the closure of, or operational changes to, many retail and other businesses, has had negative impacts, and in many cases severe negative impacts, on markets worldwide. It is not known how long such impacts, or any future impacts of other significant events



---

described above, will or would last, but there could be a prolonged period of global economic slowdown, which may be expected to impact the Portfolio and its investments.

**Monetary Policy, Political and Legislative Risk.** Federal Reserve policy in response to market conditions, including with respect to interest rates, may adversely affect the value, volatility and liquidity of dividend and interest paying securities. Policy and legislative changes worldwide are affecting many aspects of financial regulation. The impact of these changes on the markets, and the practical implications for market participants, may not be fully known for some time.

Other market developments can adversely affect fixed-income securities markets. Regulations and business practices, for example, have led some financial intermediaries to curtail their capacity to engage in trading (*i.e.*, “market making”) activities for certain fixed-income securities, which could have the potential to decrease liquidity and increase volatility in the fixed-income securities markets.

**Non-US Securities Risk.** The Portfolio’s performance will be influenced by political, social and economic factors affecting the non-US countries and companies in which the Portfolio invests. Non-US securities carry special risks, such as less developed or less efficient trading markets, political instability, a lack of company information, differing auditing and legal standards, and, potentially, less liquidity. Additionally, certain non-US markets may rely heavily on particular industries and are more vulnerable to diplomatic developments, the imposition of economic sanctions against a particular country or countries, organizations, entities and/or individuals, changes in international trading patterns, trade barriers, and other protectionist or retaliatory measures. International trade barriers or economic sanctions against foreign countries, organizations, entities and/or individuals may adversely affect the Portfolio’s foreign holdings or exposures.

Ongoing concerns regarding the economies of certain European countries and/or their sovereign debt, as well as the possibility that one or more countries might leave the European Union (the “EU”), create risks for investing in the EU. The current uncertainty regarding “Brexit” and related future developments could have a negative impact on both the United Kingdom economy and the economies of other countries in Europe, as well as greater volatility in the global financial and currency markets.

**Quantitative Model Risk.** A quantitative model, such as the risk and other models used by the Investment Manager requires adherence to a systematic, disciplined process. The Investment Manager’s ability to monitor and, if necessary, adjust its quantitative model could be adversely affected by various factors, including incorrect or outdated market and other data inputs. Factors that affect a security’s value can change over time, and these changes may not be reflected in the quantitative model. In addition, the factors used in quantitative analysis and the weight placed on those factors may not be predictive of a security’s value.

**Sector Risk.** Implementation of the Portfolio's investment strategy may, during certain periods, result in the investment of a significant portion of the Portfolio's assets in a particular market sector, such as companies in the financials sector, and the Portfolio would be expected to be affected by developments in that sector.

Companies in the financials sector can be significantly affected by, among other things: government regulation; changes in interest rates and/or monetary policy and general economic conditions; the availability and cost of capital; capital requirements; decreased liquidity in credit markets; and the rate of defaults on corporate, consumer and government debt. Deterioration of the credit markets generally may cause an adverse impact in a broad range of markets, including the US and international credit and interbank markets generally, which could affect a wide range of financial institutions and markets. In addition, companies in the financials sector are often more highly leveraged than other companies, making them inherently riskier.

**Securities Selection Risk.** Securities and other investments selected by the Investment Manager for the Portfolio may not perform to expectations. This could result in the Portfolio’s underperformance compared to other funds with similar investment objectives or strategies.

---

**Small and Mid Cap Companies Risk.** Small and mid cap companies carry additional risks because their earnings tend to be less predictable, their share prices more volatile and their securities less liquid than larger, more established companies. The shares of small and mid cap companies tend to trade less frequently than those of larger companies, which can have an adverse effect on the pricing of these securities and on the ability to sell these securities when the Investment Manager deems it appropriate.

**Value Investing Risk.** Value investments are believed by the Investment Manager to be undervalued, but may not realize their perceived value for extended periods of time or may never realize their perceived value. These stocks may respond differently to market and other developments than other types of stocks.

**Volatility Management Risk.** While the Investment Manager generally will seek to achieve, over a full market cycle, the level of volatility in the Portfolio's performance as described in the strategy section, there can be no guarantee that this will be achieved; actual or realized volatility for any particular period may be materially higher or lower depending on market conditions. In addition, the Investment Manager's efforts to manage the Portfolio's volatility can be expected, in a period of generally positive equity market returns, to reduce the Portfolio's performance below what could be achieved without seeking to manage volatility and, thus, the Portfolio would generally be expected to underperform market indices that do not seek to achieve a specified level of volatility.

### Investment Manager

Lazard Asset Management LLC, 30 Rockefeller Plaza, New York, New York 10112-6300, serves as the Investment Manager of each Portfolio. The Investment Manager provides day-to-day management of each Portfolio's investments and assists in the overall management of the Fund's affairs. The Investment Manager and its global affiliates provide investment management services to client discretionary accounts with assets totaling approximately \$248.2 billion as of December 31, 2019. Its clients are both individuals and institutions, some of whose accounts have investment policies similar to those of several of the Portfolios.

The Fund has agreed to pay the Investment Manager an investment management fee at the annual rate set forth below as a percentage of the relevant Portfolio's average daily net assets. The investment management fees are accrued daily and paid monthly. For the fiscal year ended December 31, 2019, the Investment Manager waived a portion of its management fees with respect to Lazard Retirement Small-Mid Cap Equity Portfolio, Lazard Retirement International Equity Portfolio and Lazard Retirement Global Dynamic Multi-Asset Portfolio, resulting in such Portfolios paying the Investment Manager an investment management fee at the effective annual rate of .63%, .67% and .65%, respectively.

Name of Portfolio	Investment Management Fee Payable
Retirement US Small-Mid Cap Equity Portfolio	.75%
Retirement International Equity Portfolio	.75%
Retirement Emerging Markets Equity Portfolio	1.00%
Retirement Global Dynamic Multi-Asset Portfolio	.80%

A discussion regarding the basis for the approval of the management agreement between the Fund, on behalf of each Portfolio, and the Investment Manager is available in the Portfolios' semi-annual reports to shareholders for the period ended June 30, 2019.

The Investment Manager has a contractual agreement to waive its fee and, if necessary, reimburse each Portfolio until May 1, 2021, to the extent Total Annual Portfolio Operating Expenses exceed the amounts shown below (expressed as a percentage of the average daily net assets of the Portfolio's Service Shares and Investor Shares), exclusive of taxes, brokerage, interest on borrowings, fees and expenses of "Acquired Funds," fees and expenses related to filing foreign tax reclaims and extraordinary expenses. This expense limitation agreement can only be amended by agreement of the Fund, upon approval by the Board, and the Investment Manager to lower the net amount shown and will terminate automatically in the event of termination of the Management Agreement between the Investment Manager and the Fund, on behalf of the Portfolios.

Name of Portfolio	Service Shares	Investor Shares
Retirement US Small-Mid Cap Equity Portfolio	1.15%	1.00%
Retirement International Equity Portfolio	1.10%	.85%
Retirement Emerging Markets Equity Portfolio	1.45%	1.20%
Retirement Global Dynamic Multi-Asset Portfolio*	1.05%	.90%

\* This agreement will remain in effect until May 1, 2030 for Investor Shares.

### Portfolio Management

The Investment Manager manages the Portfolios on a team basis. The team is involved in all levels of the investment process. This team approach allows for every portfolio manager to benefit from the views of his or her peers. Each portfolio management team is comprised of multiple team members. Although their roles and the contributions they make may differ, each member of the team participates in the management of the respective Portfolio. Members of each portfolio management team discuss the portfolio, including making investment

---

recommendations, overall portfolio composition, and the like. Research analysts perform fundamental research on issuers (based on, for example, sectors or geographic regions) in which the Portfolio may invest.

The names of the persons on each Portfolio's management team are as follows (along with the date they joined the Portfolio's management team):

**Retirement US Small-Mid Cap Equity Portfolio**—Daniel Breslin (since May 2007), Michael DeBernardis (since October 2010) and Martin Flood (since December 2014)

**Retirement International Equity Portfolio**—Michael G. Fry (since November 2005), Michael A. Bennett (since May 2003), Kevin J. Matthews (since May 2013), Michael Powers (since May 2003), Giles Edwards (since May 2019) and John R. Reinsberg# (since September 1998)

**Retirement Emerging Markets Equity Portfolio**—James M. Donald (since November 2001), Rohit Chopra (since May 2007), Monika Shrestha (since December 2014) and John R. Reinsberg\* (since November 1997)

**Retirement Global Dynamic Multi-Asset Portfolio**—Jai Jacob (since April 2012), Stephen Marra (since May 2013) and Kim Tilley (since May 2020)

*# In addition to his oversight responsibility as described below, Mr. Reinsberg is a member of the portfolio management team.*

*\* As a Deputy Chairman of the Investment Manager, Mr. Reinsberg is ultimately responsible for overseeing this Portfolio but is not responsible for its day-to-day management.*

#### **Biographical Information of Portfolio Management Team**

**Michael A. Bennett**, a Managing Director of the Investment Manager, is a portfolio manager/analyst on various of the Investment Manager's International Equity teams. Prior to joining the Investment Manager in 1992, Mr. Bennett was with General Electric Investment Corporation, Keith Lippert Associates and Arthur Andersen & Company. Mr. Bennett has been working in the investment field since 1987.

**Daniel Breslin**, a Director of the Investment Manager, is a portfolio manager/analyst on the Investment Manager's US Small-Mid Cap Equity team. He began working in the investment field in 1992. Prior to joining the Investment Manager in 2002, Mr. Breslin was with Guardian Life and New York Life.

**Rohit Chopra**, a Managing Director of the Investment Manager, is a portfolio manager/analyst on the Investment Manager's Emerging Markets Equity team, focusing on consumer and telecommunications research and analysis. He began working in the investment field in 1996. Prior to joining the Investment Manager in 1999, Mr. Chopra was with Financial Resources Group, Deutsche Bank and Morgan Stanley.

**Michael DeBernardis**, a Senior Vice President of the Investment Manager, is a portfolio manager/analyst on the Investment Manager's US Small-Mid Cap Equity and Global Small Cap Equity teams. Prior to joining the Investment Manager in 2005, Mr. DeBernardis was a Senior Equity Analyst at Systematic Financial Management L.P. and a Market Data Analyst at Salomon Smith Barney. He began working in the investment field in 1996.

**James M. Donald**, a Managing Director of the Investment Manager, is a portfolio manager/analyst on the Investment Manager's Emerging Markets Equity team and Head of the Emerging Markets Group. Prior to joining the Investment Manager in 1996, Mr. Donald was a portfolio manager with Mercury Asset Management. Mr. Donald is a Chartered Financial Analyst ("CFA") Charterholder.

**Giles Edwards**, a Director of the Investment Manager, is a portfolio manager/analyst on various of the Investment Manager's International teams. Prior to joining the investment teams, he was a research analyst with a background in media, automotive, and services. Prior to joining the Investment Manager in 2008, Mr. Edwards was a Management Accountant at BSKyB.

---

**Martin Flood**, a Managing Director of the Investment Manager, is a portfolio manager/analyst on various of the Investment Manager's US Equity and Global Equity teams. Prior to joining the Investment Manager in 1996, Mr. Flood was a Senior Accountant with Arthur Andersen LLP. He began working in the investment field in 1993.

**Michael G. Fry**, a Managing Director of the Investment Manager, is a portfolio manager/analyst on various of the Investment Manager's International Equity teams. Prior to joining the Investment Manager in 2005, Mr. Fry held several positions at UBS Global Asset Management, including Head of Global Equity Portfolio Management, Global Head of Equity Research and Head of Australian Equities. Mr. Fry began working in the investment field in 1981.

**Jai Jacob**, a Managing Director of the Investment Manager, is a portfolio manager/analyst on the Investment Manager's Multi-Asset team. Mr. Jacob began working in the investment field in 1998 when he joined the Investment Manager.

**Stephen Marra**, a Director of the Investment Manager, is a portfolio manager/analyst on the Investment Manager's Multi-Asset team, specializing in strategy research. Prior to joining the Multi-Asset team, Mr. Marra worked in Settlements, Fixed Income Risk and Quantitative Technology. He began working in the investment field in 1999 upon joining the Investment Manager.

**Kevin J. Matthews**, a Managing Director of the Investment Manager, is a portfolio manager/analyst on various of the Investment Manager's International Equity teams. Prior to joining the International Equity teams, Mr. Matthews was a research analyst with a background in financial, automotive, aerospace and capital goods sectors. He began working in the investment field in 2001 when he joined the Investment Manager.

**Michael Powers**, a Senior Advisor of the Investment Manager, is a portfolio manager/analyst on various of the Investment Manager's International Equity teams. He began working in the investment field in 1990 when he joined the Investment Manager.

**John R. Reinsberg**, a Deputy Chairman of the Investment Manager, is responsible for oversight of International and Global strategies. He also is a portfolio manager/analyst on the Investment Manager's Global Equity and International Equity teams. Prior to joining the Investment Manager in 1992, he served as Executive Vice President of General Electric Investment Corporation and Trustee of the General Electric Pension Trust. Mr. Reinsberg began working in the investment field in 1981.

**Monika Shrestha**, a Director of the Investment Manager, is a portfolio manager/analyst on the Investment Manager's Emerging Markets Equity team, responsible for research coverage of companies in the financials sector. Prior to joining the Investment Manager in 2003, Ms. Shrestha was a principal at Waterview Advisors and a Corporate Finance Analyst with Salomon Smith Barney. Ms. Shrestha began working in the investment field in 1997.

**Kim Tilley**, a Senior Vice President of the Investment Manager, is a portfolio manager/analyst on the Investment Manager's Multi-Asset team. Prior to joining the Investment Manager in 2002, Ms. Tilley worked on the Institutional Equity Sales Desk at Wachovia Securities, Inc.

Additional information about the compensation and other accounts managed by members of the portfolio management team, as well as each team member's ownership of shares of the relevant Portfolio(s), is contained in the Fund's SAI.

#### **Administrator**

State Street Bank and Trust Company ("State Street"), located at One Iron Street, Boston, Massachusetts 02210, serves as each Portfolio's administrator.

---

**Distributor**

Lazard Asset Management Securities LLC (the "Distributor") acts as distributor for the Fund's shares.

**Custodian**

State Street acts as custodian of the Portfolios' investments. State Street may enter into subcustodial arrangements on behalf of the Portfolios for the holding of non-US securities.

### Buying Shares

Portfolio shares are currently offered only to separate accounts of Participating Insurance Companies. **Individuals may not purchase shares directly from the Fund.** Policy owners should consult the applicable prospectus of the separate account of the Participating Insurance Company for more information about buying Portfolio shares.

Share purchase orders from separate accounts received in proper form by the Participating Insurance Company prior to the time a Portfolio calculates its NAV on a given business day are priced at the Portfolio's NAV calculated on such day, provided that the order, and Federal Funds in the net amount of such order, are received by the Fund in proper form on the next business day. The Participating Insurance Company is responsible for properly transmitting purchase orders and Federal Funds. The Fund may refuse or restrict purchase requests for Portfolio shares if, in the judgment of the Fund's management, a Portfolio would be unable to invest the money effectively in accordance with its investment objective and policies or could otherwise be adversely affected or if the Portfolio receives or anticipates receiving simultaneous orders that may significantly affect the Portfolio (*e.g.*, amounts equal to 1% or more of the Portfolio's total assets).

### Lazard Retirement Emerging Markets Equity Portfolio Closed to New Participants

Effective as of the close of business on July 19, 2010, the Portfolio was closed to investment through new insurance companies. Investors may continue to invest and open new accounts in the Portfolio through Participating Insurance Companies with Policies through which the Portfolio was available as of July 19, 2010. Currently, no investors other than those purchasing through these Participating Insurance Companies may purchase shares of the Portfolio.

The Fund may make certain exceptions or otherwise modify this policy at any time. The Fund also reserves the right to further close the Portfolio to investors at any time (including to current investors) or to open the Portfolio to all eligible investors at any future date.

For questions about the Portfolio, please call (800) 823-6300.

### Market Timing/Excessive Trading

Each Portfolio is intended to be a long-term investment vehicle and is not designed to provide investors with a means of speculating on short-term market movements. Excessive trading, market timing or other abusive trading practices may disrupt investment management strategies and harm performance and may create increased transaction and administrative costs that must be borne by the Portfolios and their investors, including those not engaged in such activity. In addition, such activity may dilute the value of Portfolio shares held by long-term investors. The Board has approved policies and procedures with respect to frequent purchases and redemptions of Portfolio shares that are intended to discourage and prevent these practices, including regular monitoring of trading activity in Portfolio shares. The Fund will not knowingly accommodate excessive trading, market timing or other abusive trading practices.

The Fund routinely reviews Portfolio share transactions and seeks to identify and deter abusive trading practices. The Fund monitors for transactions that may be harmful to a Portfolio, either on an individual basis or as part of a pattern of abusive trading practices. Each Portfolio reserves the right to refuse, with or without notice, any purchase request that could adversely affect the Portfolio, its operations or its investors, including those requests from any Participating Insurance Company with respect to any separate account or Policy owner who, in the Fund's view, is likely to engage in excessive trading, market timing or other abusive trading practices. Where, after consultation with the Participating Insurance Company, a particular Policy owner appears to be engaged in abusive trading practices, the Fund will seek to restrict future purchases of Portfolio shares by that Policy owner. The Fund may deem a Policy owner to be engaged in abusive trading practices without advance notice and based on information unrelated to the specific trades in the account. For instance, the Fund may determine that the Policy owner's account is linked to another account that was previously restricted or a third party intermediary may provide information to the Fund with respect to a particular Policy owner that is of concern to the Fund.

---

Accounts under common ownership, control or perceived affiliation may be considered together for purposes of determining a pattern of excessive trading practices. Generally, a Policy owner who effects transactions that appear to coincide with a market timing strategy may be deemed to be engaged in excessive trading. In certain cases, the Fund may deem a single “roundtrip” trade or exchange (redeeming or exchanging a Portfolio’s shares followed by purchasing or exchanging into shares of that Portfolio) as a violation of the Fund’s policy against abusive trading practices. The Fund’s actions may not be subject to appeal.

To discourage attempts to arbitrage pricing of international securities (among other reasons), the Board has adopted policies and procedures providing that if events materially affecting the value of securities occur between the close of the exchange or market on which the securities are principally traded and the time when a Portfolio’s NAV is calculated, such securities will be valued at their fair value as determined by, or in accordance with procedures approved by, the Board. See “Account Policies—Calculation of Net Asset Value.” The codes of ethics of the Fund, the Investment Manager and the Distributor in respect of personal trading contain limitations on trading in Portfolio shares.

The Fund may take up to seven days to pay redemption proceeds. This may occur when, among other circumstances, the redeeming account is engaged in excessive trading or if the redemption request otherwise would be disruptive to efficient portfolio management or would otherwise adversely affect the Portfolio.

All of the policies described in this section apply uniformly to all Portfolio investors. However, while the Fund and the Investment Manager will take reasonable steps to prevent trading practices deemed to be harmful to a Portfolio by monitoring Portfolio share trading activity, they may not be able to prevent or identify such trading. If the Fund is not able to prevent abusive trading practices, such trading may disrupt investment strategies, harm performance and increase costs to all Portfolio investors, including those not engaged in such activity.

Securities trading in non-US markets are particularly susceptible to time zone arbitrage. As a result, Portfolios investing in securities trading in non-US markets may be at greater risk for market timing than funds that invest in securities trading in US markets.

#### **Calculation of Net Asset Value**

The NAV per share for each Class of each Portfolio is determined each day the New York Stock Exchange (the “NYSE”) is open for trading as of the close of regular trading on the NYSE (generally 4:00 p.m. Eastern time). The Fund will not treat an intraday unscheduled disruption in NYSE trading as a closure of the NYSE, and will price its shares as of 4:00 p.m., if the particular disruption directly affects only the NYSE. The Fund values securities and other assets for which market quotations are readily available at market value. Securities and other assets for which current market quotations are not readily available are valued at fair value as determined in good faith in accordance with procedures approved by the Board.

Calculation of NAV may not take place contemporaneously with the determination of the prices of portfolio assets used in such calculation. If a significant event materially affecting the value of securities occurs between the close of the exchange or market on which the security is principally traded and the time when NAV is calculated, or when current market quotations otherwise are determined not to be readily available or reliable, such securities will be valued at their fair value as determined by, or in accordance with procedures approved by, the Board. The fair value of non-US securities may be determined with the assistance of an independent pricing service using correlations between the movement of prices of such securities and indices of US securities and other appropriate indicators, such as closing market prices of relevant ADRs and futures contracts. The effect of using fair value pricing is that the NAV will reflect the affected securities’ values as determined in the judgment of the Board or its designee instead of being determined by the market. Using a fair value pricing methodology to price securities may result in a value that is different from the most recent closing price of a security and from the prices used by other investment companies to calculate their portfolios’ NAVs. Non-US securities may trade on days when a Portfolio is not open for business, thus affecting the value of the Portfolio’s assets on days when Portfolio shareholders may not be able to buy or sell Portfolio shares.



---

## Distribution and Servicing Arrangements

Each Portfolio offers Service and Investor Shares. Service and Investor Shares have different investment minimums and different expense ratios. The Fund has adopted a plan under rule 12b-1 (the "12b-1 plan") that allows each Portfolio to pay the Distributor a fee, at the annual rate of 0.25% of the value of the average daily net assets of each Portfolio's Service Shares, for distribution and services provided to holders of Service Shares. Because these fees are paid out of each Portfolio's assets on an on-going basis, over time these recurring fees will increase the cost of your investment and may cost you more than paying other types of sales charges. Investor Shares do not pay a rule 12b-1 fee.

Participating Insurance Companies may receive payments from the Investment Manager or the Distributor out of their own resources in connection with the Participating Insurance Companies' offering of Portfolio shares to Policy owners and/or for providing marketing, shareholder servicing, account administration or other services. Such payments are in addition to any fees paid by the Fund pursuant to rule 12b-1.

The receipt of such payments pursuant to the rule 12b-1 plan or from the Investment Manager or Distributor could create an incentive for the Participating Insurance Companies to offer a Portfolio instead of other mutual funds where such payments are not received. Policy owners should consult the applicable prospectus of the separate account of the Participating Insurance Company for more information about buying and selling Portfolio shares.

## Selling Shares

Portfolio shares may be sold each business day by the separate accounts of the Participating Insurance Companies. Individuals may not place sell orders directly with the Fund. Redemption orders from separate accounts received in proper form by the Participating Insurance Companies on a given business day are priced at the NAV calculated on such day, provided that the order is received by the Fund in proper form on the next business day. The Participating Insurance Companies are responsible for properly transmitting redemption orders. Policy owners should consult the applicable prospectus of the separate account of the Participating Insurance Company for more information about selling Portfolio shares.

Redemption proceeds normally will be wired to the Participating Insurance Company within one business day after the request is received in proper form. Payment of redemption proceeds may take longer and may take up to seven days after the order is received in proper form, particularly for very large redemptions or during periods of stressed market conditions or high redemption volume.

The processing of redemptions may be suspended, and the delivery of redemption proceeds may be delayed beyond seven days, depending on the circumstances, for any period: (i) during which the NYSE is closed (other than on holidays or weekends), or during which trading on the NYSE is restricted; (ii) when an emergency exists that makes the disposal of securities owned by a Portfolio or the determination of the fair value of the Portfolio's net assets not reasonably practicable; or (iii) as permitted by order of the SEC for the protection of Portfolio shareholders. For these purposes, the SEC determines the conditions under which trading shall be deemed to be restricted and an emergency is deemed to exist.

Under normal circumstances, each Portfolio expects to meet redemption requests by using cash it holds in its portfolio or selling portfolio securities to generate cash. Redemption requests also may be satisfied, in whole or in part, through a redemption-in-kind (a payment in portfolio securities instead of cash). A Portfolio may make an in-kind redemption under the following circumstances: (1) (i) the Investment Manager determines that an in-kind redemption is more advantageous to the Portfolio (*e.g.*, due to advantageous tax consequences or lower transaction costs) than selling/purchasing portfolio securities; or the redeeming shareholder has requested an in-kind redemption, (ii) the Investment Manager determines that an in-kind redemption will not favor the redeeming shareholder to the detriment of any other shareholder or the Portfolio, and (iii) the Investment Manager determines that an in-kind redemption is in the best interests of the Portfolio; (2) to manage liquidity risk; (3) in stressed market conditions; or (4) subject to the approval of the Board of the Fund, including a majority of the Directors who are not "interested persons" (as defined in the 1940 Act) of the Fund, in other circumstances

---

identified by the Investment Manager. Any securities distributed in-kind will remain exposed to market risk until sold, and transaction costs may be incurred when selling the securities.

**Dividends, Distributions and Taxes**

Income dividends and net capital gains, if any, are normally distributed annually but may be distributed more frequently. Dividends and distributions of a Portfolio will be reinvested in additional shares of the same Class of the Portfolio at NAV unless instructed otherwise by the relevant Participating Insurance Company. Each share Class of the Portfolio will generate a different dividend because each has different expenses.

Since each Portfolio's shareholders are the Participating Insurance Companies and their separate accounts, this Prospectus contains no discussion as to the federal income tax consequences to Policy owners. For this information, Policy owners should consult the applicable prospectus of the separate account of the Participating Insurance Company. Participating Insurance Companies should consult their tax advisers about federal, state and local tax consequences.

**Financial Highlights**

The financial highlights tables presented are intended to help you understand each Portfolio's financial performance for the past five years. Certain information reflects financial results for a single Portfolio share. The total returns in the tables represent the rate that an investor would have earned (or lost) on an investment in the Portfolio (assuming reinvestment of all dividends and distributions), if any. The information has been audited by Deloitte & Touche LLP, whose report, along with each Portfolio's financial statements, is included in the annual report, which is available upon request. Performance information does not reflect the fees or charges imposed by the Participating Insurance Companies under the Policies, and such fees will have the effect of reducing the Portfolio's total return. As of the date of this Prospectus, only Lazard Retirement Emerging Markets Equity Portfolio and Lazard Retirement Global Dynamic Multi-Asset Portfolio had issued Investor Shares.

**LAZARD RETIREMENT US SMALL-MID CAP EQUITY PORTFOLIO**

Selected data for a share of capital stock outstanding throughout each period	Year Ended				
	12/31/19	12/31/18	12/31/17	12/31/16	12/31/15
<b>Service Shares</b>					
Net asset value, beginning of period	\$ 6.46	\$ 8.33	\$ 8.09	\$ 7.39	\$ 8.18
Income (loss) from investment operations:					
Net investment income (loss)	0.02	0.01	0.01	0.03 <sup>^</sup>	(0.02)
Net realized and unrealized gain (loss)	1.90	(1.04)	1.07	1.09	(0.19)
Total from investment operations	1.92	(1.03)	1.08	1.12	(0.21)
Less distribution from:					
Net investment income	—	— <sup>(a)</sup>	(0.03)	—	—
Net realized gains	(0.15)	(0.84)	(0.81)	(0.42)	(0.58)
Total distributions	(0.15)	(0.84)	(0.84)	(0.42)	(0.58)
Net asset value, end of period	\$ 8.23	\$ 6.46	\$ 8.33	\$ 8.09	\$ 7.39
<b>Total Return<sup>(b)</sup></b>	29.93%	-13.24%	13.95%	15.78% <sup>^</sup>	-2.38%
<b>Ratios and Supplemental Data:</b>					
Net assets, end of period (in thousands)	\$ 59,460	\$ 51,793	\$ 66,869	\$ 65,478	\$ 59,499
Ratios to average net assets:					
Net expenses	1.15%	1.15%	1.19%	1.25% <sup>^</sup>	1.25%
Gross expenses	1.27%	1.23%	1.25%	1.32%	1.35%
Net investment income (loss)	0.27%	0.14%	0.09%	0.46% <sup>^</sup>	-0.22%
Portfolio turnover rate	60%	81%	79%	94%	89%

<sup>^</sup> Refer to Note 3 in the Notes to Financial Statements in the Annual Report for the year ended December 31, 2019 for discussion of prior period custodian out-of-pocket expenses that were reimbursed to the Portfolio in the period. The amount of the reimbursement was on a per share basis less than \$0.005 per share. There was no impact on the total return of the Portfolio. The net expenses and net investment income (loss) ratios of the Portfolio would be unchanged as the change to the

period custodian fees was offset against the period expense waivers/reimbursements with no impact to net expenses or net investment income (loss).

(a) Amount is less than \$0.01 per share.

(b) Total returns reflect reinvestment of all dividends and distributions, if any. Certain expenses of the Portfolio may have been waived or reimbursed by the Investment Manager, State Street or DST; without such waiver/reimbursement of expenses, the Portfolio's returns would have been lower. Performance information does not reflect the fees and charges imposed by participating insurance companies at the separate account level, and such charges will have the effect of reducing performance.

## LAZARD RETIREMENT INTERNATIONAL EQUITY PORTFOLIO

Selected data for a share of capital stock outstanding throughout each period	Year Ended				
	12/31/19	12/31/18	12/31/17	12/31/16	12/31/15
<b>Service Shares</b>					
Net asset value, beginning of period	\$ 8.60	\$ 10.83	\$ 11.57	\$ 12.28	\$ 12.50
Income (loss) from investment operations:					
Net investment income (loss)	0.20	0.18	0.31	0.19 <sup>^</sup>	0.19
Net realized and unrealized gain (loss)	1.60	(1.70)	2.24	(0.71)	0.02
Total from investment operations	1.80	(1.52)	2.55	(0.52)	0.21
Less distribution from:					
Net investment income	(0.03)	(0.17)	(0.33)	(0.16)	(0.21)
Net realized gains	—	(0.54)	(2.96)	(0.03)	(0.22)
Total distributions	(0.03)	(0.71)	(3.29)	(0.19)	(0.43)
Net asset value, end of period	\$ 10.37	\$ 8.60	\$ 10.83	\$ 11.57	\$ 12.28
<b>Total Return(a)</b>	21.00%*	-13.91%	22.33%	-4.29% <sup>^</sup>	1.75%
<b>Ratios and Supplemental Data:</b>					
Net assets, end of period (in thousands)	\$ 152,725	\$ 169,698	\$ 221,307	\$ 653,014	\$ 682,012
Ratios to average net assets:					
Net expenses	1.12%	1.12%	1.11%	1.08% <sup>^</sup>	1.11%
Gross expenses	1.20%	1.14%	1.12%	1.09%	1.11%
Net investment income (loss)	1.87%	1.62%	1.11%	1.59% <sup>^</sup>	1.42%
Portfolio turnover rate	32%	33%	44%	28%	37%

<sup>^</sup> Refer to Note 3 in the Notes to Financial Statements in the Annual Report for the year ended December 31, 2019 for discussion of prior period custodian out-of-pocket expenses that were reimbursed to the Portfolio in the period. The amount of the reimbursement was on a per share basis less than \$0.005 per share. There was no impact on the total return of the Portfolio. There was a 0.01% impact on the net expenses and net investment income (loss) ratios of the Portfolio.

\* The Portfolio received settlement proceeds from a foreign exchange trading class action lawsuit. The proceeds from the settlement represented a realized gain and was recorded in the period received. There was a 0.10% impact on the total return of the Portfolio.

(a) Total returns reflect reinvestment of all dividends and distributions, if any. Certain expenses of the Portfolio may have been waived or reimbursed by the Investment Manager, State Street or DST; without such waiver/reimbursement of expenses, the Portfolio's returns would have been lower. Performance information does not reflect the fees and charges imposed by participating insurance companies at the separate account level, and such charges will have the effect of reducing performance.

## LAZARD RETIREMENT EMERGING MARKETS EQUITY PORTFOLIO

Selected data for a share of capital stock outstanding throughout each period	Year Ended				
	12/31/19	12/31/18	12/31/17	12/31/16	12/31/15
<b>Service Shares</b>					
Net asset value, beginning of period	\$ 18.80	\$ 23.59	\$ 18.78	\$ 15.70	\$ 19.96
Income (loss) from investment operations:					
Net investment income (loss)(a)	0.43	0.42	0.31	0.23 <sup>^</sup>	0.27
Net realized and unrealized gain (loss)	2.95	(4.80)	4.89	3.04	(4.27)
Total from investment operations	3.38	(4.38)	5.20	3.27	(4.00)
Less distribution from:					
Net investment income	(0.18)	(0.41)	(0.39)	(0.19)	(0.21)
Net realized gains	—	—	—	—	(0.05)
Total distributions	(0.18)	(0.41)	(0.39)	(0.19)	(0.26)
Net asset value, end of period	\$ 22.00	\$ 18.80	\$ 23.59	\$ 18.78	\$ 15.70
<b>Total Return(b)</b>	18.14%	-18.56%	27.76%	20.84% <sup>^</sup>	-20.05%
<b>Ratios and Supplemental Data:</b>					
Net assets, end of period (in thousands)	\$ 410,188	\$ 403,949	\$ 942,572	\$ 880,047	\$ 754,835
Ratios to average net assets:					
Net expenses	1.42%	1.36%	1.38%	1.37% <sup>^</sup>	1.39%
Gross expenses	1.43%	1.36%	1.38%	1.38%	1.39%
Net investment income (loss)	2.10%	1.89%	1.45%	1.29% <sup>^</sup>	1.43%
Portfolio turnover rate	19%	16%	10%	12%	9%

Selected data for a share of capital stock outstanding throughout each period	Year Ended				
	12/31/19	12/31/18	12/31/17	12/31/16	12/31/15
<b>Investor Shares</b>					
Net asset value, beginning of period	\$ 18.58	\$ 23.31	\$ 18.56	\$ 15.51	\$ 19.74
Income (loss) from investment operations:					
Net investment income (loss)(a)	0.47	0.45	0.37	0.26	0.32
Net realized and unrealized gain (loss)	2.91	(4.72)	4.83	3.02	(4.25)
Total from investment operations	3.38	(4.27)	5.20	3.28	(3.93)
Less distribution from:					
Net investment income	(0.18)	(0.46)	(0.45)	(0.23)	(0.25)
Net realized gains	—	—	—	—	(0.05)
Total distributions	(0.18)	(0.46)	(0.45)	(0.23)	(0.30)
Net asset value, end of period	\$ 21.78	\$ 18.58	\$ 23.31	\$ 18.56	\$ 15.51
<b>Total Return(b)</b>	18.36%	-18.32%	28.07%	21.18%	-19.90%
<b>Ratios and Supplemental Data:</b>					
Net assets, end of period (in thousands)	\$ 174,389	\$ 165,177	\$ 238,656	\$ 187,408	\$ 158,018
Ratios to average net assets:					
Net expenses	1.18%	1.11%	1.14%	1.12% ^	1.15%
Gross expenses	1.18%	1.11%	1.14%	1.14%	1.15%
Net investment income (loss)	2.37%	2.09%	1.74%	1.52% ^	1.71%
Portfolio turnover rate	19%	16%	10%	12%	9%

^ Refer to Note 3 in the Notes to Financial Statements in the Annual Report for the year ended December 31, 2019 for discussion of prior period custodian out-of-pocket expenses that were reimbursed to the Portfolio in the period. The amount of the reimbursement was on a per share basis less than \$0.005 per share. There was a 0.06% impact on the total return of the Portfolio. There was a 0.02% impact on the net expenses and net investment income (loss) ratios of the Portfolio.

(a) Net investment income (loss) has been computed using the average shares method.

(b) Total returns reflect reinvestment of all dividends and distributions, if any. Performance information does not reflect the fees and charges imposed by participating insurance companies at the separate account level, and such charges will have the effect of reducing performance.

## LAZARD RETIREMENT GLOBAL DYNAMIC MULTI-ASSET PORTFOLIO

Selected data for a share of capital stock outstanding throughout each period	Year Ended				
	12/31/19	12/31/18	12/31/17	12/31/16	12/31/15
<b>Service Shares</b>					
Net asset value, beginning of period	\$ 11.61	\$ 13.49	\$ 11.82	\$ 11.51	\$ 11.86
Income (loss) from investment operations:					
Net investment income (loss)	0.16	0.16	0.17	0.14	0.13
Net realized and unrealized gain (loss)	1.91	(1.06)	2.25	0.24	(0.19)
Total from investment operations	2.07	(0.90)	2.42	0.38	(0.06)
Less distribution from:					
Net investment income	(0.01)	(0.18)	—	(0.03)	—
Net realized gains	(0.02)	(0.80)	(0.75)	(0.04)	(0.29)
Total distributions	(0.03)	(0.98)	(0.75)	(0.07)	(0.29)
Redemption fees	—	—	—	—	—
Net asset value, end of period	\$ 13.65	\$ 11.61	\$ 13.49	\$ 11.82	\$ 11.51
<b>Total Return(a)</b>	17.79%	-6.57%	20.53%	3.30%	-0.44%
<b>Ratios and Supplemental Data:</b>					
Net assets, end of period (in thousands)	\$ 400,694	\$ 386,902	\$ 384,208	\$ 293,286	\$ 222,666
Ratios to average net assets:					
Net expenses	1.05%	1.05%	1.05%	1.05%	1.05%
Gross expenses	1.20%	1.17%	1.19%	1.25%	1.31%
Net investment income (loss)	1.23%	1.22%	1.28%	1.23%	1.18%
Portfolio turnover rate	115%	110%	104%	105%	114%

Selected data for a share of capital stock outstanding throughout each period	Year Ended 12/31/19	Period Ended 12/31/18*
<b>Investor Shares</b>		
Net asset value, beginning of period	\$ 11.61	\$ 11.61
Income (loss) from investment operations:		
Net investment income (loss)(a)	0.14	—
Net realized and unrealized gain (loss)	1.93	— (c)
Total from investment operations	2.07	— (c)
Less distribution from:		
Net investment income	(0.01)	—
Net realized gains	(0.02)	—
Total distributions	(0.03)	—
Net asset value, end of period	\$ 13.65	\$ 11.61
<b>Total Return(b)</b>	17.79%	—
<b>Ratios and Supplemental Data:</b>		
Net assets, end of period (in thousands)	\$ 32	\$ 1
Ratios to average net assets:		
Net expenses	0.90%	0%
Gross expenses	84.50%	0%
Net investment income (loss)	1.05%	0%
Portfolio turnover rate	115%	N/A

\* The inception date for the Investor Shares was December 31, 2018.

(a) Total returns reflect reinvestment of all dividends and distributions, if any. Certain expenses of the Portfolio may have been waived or reimbursed by the Investment Manager, State Street or DST; without such waiver/reimbursement of expenses, the Portfolio's returns would have been lower. Performance information does not reflect the fees and charges imposed by participating insurance companies at the separate account level, and such charges will have the effect of reducing performance.

(b) Net investment income (loss) has been computed using the average shares method.

(c) Amount is less than \$0.01 per share.



**This page intentionally left blank.**

For more information about the Portfolios, the following documents are available, free of charge, upon request:

**Annual and Semi-Annual Reports (Reports):**

The Fund's annual and semi-annual reports to shareholders contain additional information on each Portfolio's investments. In the annual report, you will find a broad discussion of the market conditions and investment strategies that significantly affected each Portfolio's performance during its last fiscal year.

**Statement of Additional Information (SAI):**

The SAI provides more detailed information about the Portfolios, including their operations and investment policies. It is incorporated by reference and is legally considered a part of this Prospectus.

**Disclosure of Portfolio Holdings:**

Each Portfolio will publicly disclose its portfolio holdings on a calendar quarter-end basis on its website accessible from [https://www.lazardassetmanagement.com/us/en\\_us/funds/list/retirement-series/43](https://www.lazardassetmanagement.com/us/en_us/funds/list/retirement-series/43), no earlier than 5 business days after such quarter end. The information will remain accessible at least until the Fund files a report as an exhibit to Form N-PORT or on Form N-CSR for the period that includes the date as of which the information was current.

A description of the Fund's policies and procedures with respect to the disclosure of the Portfolios' portfolio holdings is available in the Fund's SAI.

**Investment Manager**

Lazard Asset Management LLC  
30 Rockefeller Plaza  
New York, New York 10112-6300  
Telephone: (800) 823-6300

**Distributor**

Lazard Asset Management Securities LLC  
30 Rockefeller Plaza  
New York, New York 10112-6300

**Custodian**

State Street Bank and Trust Company  
One Iron Street  
Boston, Massachusetts 02210

You can get a free copy of the Reports and the SAI at <http://www.lazardassetmanagement.com>, or request the Reports and the SAI and other information and discuss your questions about the Portfolios, by contacting the Fund at:

Lazard Retirement Series, Inc.  
30 Rockefeller Plaza  
New York, New York 10112-6300  
Telephone: (800) 823-6300  
<http://www.lazardassetmanagement.com>

You also can get a free copy of the Reports and the SAI from the SEC's website at <http://www.sec.gov>.

Investment Company Act file no. 811-08071

**Transfer Agent and Dividend Disbursing Agent**

DST Asset Manager Solutions, Inc.  
P.O. Box 219441  
Kansas City, Missouri 64121-9441  
Telephone: (800) 986-3455

**Legal Counsel**

Proskauer Rose LLP  
Eleven Times Square  
New York, New York 10036-8299  
<http://www.proskauer.com>

**Independent Registered Public Accounting Firm**

Deloitte & Touche LLP

30 Rockefeller Plaza

New York, New York 10112-0015

*No person has been authorized to give any information or to make any representations not contained in this Prospectus, and information or representations not contained herein must not be relied upon as having been authorized by the Fund or the Distributor. This Prospectus does not constitute an offer of any security other than the registered securities to which it relates or an offer to any person in any jurisdiction where such offer would be unlawful.*





**Variable Product Funds**

70100 Ameriprise Financial Center  
Minneapolis, MN 55474

PRSRT STD  
U.S. POSTAGE  
**PAID**  
RIVERSOURCE  
LIFE INSURANCE  
COMPANY