

Variable Trust

Fund	Class 1
Wells Fargo VT International Equity Fund	-
Wells Fargo VT Omega Growth Fund	-
Wells Fargo VT Opportunity Fund	-
Wells Fargo VT Small Cap Growth Fund	-

Together we'll go far



Beginning on January 1, 2021, as permitted by new regulations adopted by the Securities and Exchange Commission, paper copies of the Wells Fargo Funds' annual and semi-annual shareholder reports issued after this date will no longer be sent by mail, unless you specifically request paper copies of the reports. Instead, the reports will be made available on the Funds' website, and you will be notified by mail each time a report is posted and provided with a website address to access the report.

If you already elected to receive shareholder reports electronically, you will not be affected by this change and you need not take any action. You may elect to receive shareholder reports and other communications from the Fund electronically at any time by contacting your financial intermediary (such as a broker-dealer or bank) or, if you are a direct investor, by calling 1-800-222-8222 or by enrolling at wellsfargo.com/advantagedelivery.

You may elect to receive all future reports in paper free of charge. If you invest through a financial intermediary, you can contact your financial intermediary to request that you continue to receive paper copies of your shareholder reports; if you invest directly with the Fund, you can call 1-800-222-8222. Your election to receive reports in paper will apply to all Wells Fargo Funds held in your account with your financial intermediary or, if you are a direct investor, to all Wells Fargo Funds that you hold.

As with all mutual funds, the U.S. Securities and Exchange Commission has not approved or disapproved these securities or passed upon the accuracy or adequacy of this Prospectus. Anyone who tells you otherwise is committing a crime.

Fund shares are NOT deposits or other obligations of, or guaranteed by, Wells Fargo Bank, N.A., its affiliates or any other depository institution. Fund shares are not insured or guaranteed by the U.S. Government, the Federal Deposit Insurance Corporation or any other government agency and may lose value.

This Prospectus may include information pertaining to certain portfolios that are not available through the separate account or insurance contract that you have chosen. Please refer to your variable life insurance offering documents to determine which portfolios are available to you and read and retain these documents for future reference.

**SUPPLEMENT TO THE PROSPECTUSES AND
STATEMENT OF ADDITIONAL INFORMATION
OF
WELLS FARGO VARIABLE TRUST FUNDS
For the Wells Fargo VT Small Cap Growth Fund (the “Fund”)**

Effective immediately, Robert Gruendyke, CFA and David Nazaret, CFA are added as portfolio managers to the Fund.

I. Prospectus

In the section entitled “Fund Summary – Fund Management” for the Fund, the Fund Management table is replaced with the following:

Manager	Sub-Adviser	Portfolio Manager, Title/Managed Since
Wells Fargo Funds Management, LLC	Wells Capital Management Incorporated	Joseph M. Eberhardy, CFA, CPA , Portfolio Manager / 2011 Thomas C. Ognar, CFA , Portfolio Manager / 2011 Robert Gruendyke, CFA , Portfolio Manager / 2020 David Nazaret, CFA , Portfolio Manager / 2020

In the section entitled “Management of the Funds - The Sub-Adviser and Portfolio Managers”, the table is amended to include the following:

Robert Gruendyke, CFA VT Small Cap Growth Fund	Mr. Gruendyke joined Wells Capital Management in 2008, where he currently serves as a portfolio manager on the Heritage Growth Equity team.
David Nazaret, CFA VT Small Cap Growth Fund	Mr. Nazaret joined Wells Capital Management in 2007, where he currently serves as a portfolio manager on the Heritage Growth Equity team.

II. Statement of Additional Information

In the section entitled “Manager and Other Service Providers - Portfolio Managers”, the Management of Other Accounts and Beneficial Ownership tables are amended to add the following information:

Robert Gruendyke, CFA ¹	Registered Investment Companies
	Number of Accounts 4
	Total Assets Managed \$3.89B
	Number of Accounts Subject to Performance Fee 0
	Assets of Accounts Subject to Performance Fee \$0
	Other Pooled Investment Vehicles
	Number of Accounts 3
	Total Assets Managed \$359.09M
	Number of Accounts Subject to Performance Fee 0
	Assets of Accounts Subject to Performance Fee \$0
	Other Accounts
	Number of Accounts 44
	Total Assets Managed \$1.22B
	Number of Accounts Subject to Performance Fee 0
	Assets of Accounts Subject to Performance Fee \$0

1. Robert Gruendyke, CFA became a portfolio manager of the Fund on July 28, 2020. The information presented in this table is as of December 31, 2019, at which time Robert Gruendyke, CFA was not a portfolio manager of the Fund.

David Nazaret, CFA ¹	Registered Investment Companies	
	Number of Accounts	0
	Total Assets Managed	\$0
	Number of Accounts Subject to Performance Fee	0
	Assets of Accounts Subject to Performance Fee	\$0
	Other Pooled Investment Vehicles	
	Number of Accounts	0
	Total Assets Managed	\$0
	Number of Accounts Subject to Performance Fee	0
	Assets of Accounts Subject to Performance Fee	\$0
	Other Accounts	
	Number of Accounts	0
	Total Assets Managed	\$0
	Number of Accounts Subject to Performance Fee	0
	Assets of Accounts Subject to Performance Fee	\$0

1. David Nazaret, CFA became a portfolio manager of the Fund on July 28, 2020. The information presented in this table is as of December 31, 2019, at which time David Nazaret, CFA was not a portfolio manager of the Fund.

July 28, 2020

VT1070/P1411SP

Table of Contents

Fund Summaries

VT International Equity Fund Summary	2
VT Omega Growth Fund Summary	6
VT Opportunity Fund Summary	10
VT Small Cap Growth Fund Summary	14

Details About the Funds

VT International Equity Fund	18
VT Omega Growth Fund	19
VT Opportunity Fund	20
VT Small Cap Growth Fund	21
Description of Principal Investment Risks	22
Portfolio Holdings Information	23
Pricing Fund Shares	24

Management of the Funds

The Manager	25
The Sub-Adviser and Portfolio Managers	26
Multi-Manager Arrangement	27

Account Information

Share Class Eligibility	28
Share Class Features	28
Compensation to Financial Professionals and Intermediaries	28
Buying and Selling Fund Shares	28
Frequent Purchases and Redemptions of Fund Shares	29
Distributions	30

Other Information

Taxes	31
Financial Highlights	32

VT International Equity Fund Summary

Investment Objective

The Fund seeks long-term capital appreciation.

Fees and Expenses

These tables are intended to help you understand the various costs and expenses you will pay if you buy and hold shares of the Fund. These tables do not reflect any fees or other expenses imposed in connection with variable life insurance policies ("VLI Policies") or variable annuity contracts ("VA Contracts"). If they were reflected, the overall expenses would be higher than those shown.

Shareholder Fees (fees paid directly from your investment)

Maximum sales charge (load) imposed on purchases	None
Maximum deferred sales charge (load)	None

Annual Fund Operating Expenses (expenses that you pay each year as a percentage of the value of your investment)

Management Fees	0.80%
Distribution (12b-1) Fees	0.00%
Other Expenses	0.33%
Total Annual Fund Operating Expenses	1.13%
Fee Waivers	(0.44)%
Total Annual Fund Operating Expenses After Fee Waivers¹	0.69%

1. The Manager has contractually committed through April 30, 2021, to waive fees and/or reimburse expenses to the extent necessary to cap the Fund's Total Annual Fund Operating Expenses After Fee Waivers at 0.69% for Class 1. Brokerage commissions, stamp duty fees, interest, taxes, acquired fund fees and expenses (if any), and extraordinary expenses are excluded from the expense cap. Prior to or after the commitment expiration date, the cap may be increased or the commitment to maintain the cap may be terminated only with the approval of the Board of Trustees.

Example of Expenses

The example below is intended to help you compare the costs of investing in the Fund with the costs of investing in other mutual funds. The example assumes a \$10,000 initial investment, 5% annual total return, and that fees and expenses remain the same as in the tables above. To the extent that the Manager is waiving fees or reimbursing expenses, the example assumes that such waiver or reimbursement will only be in place through the date noted above. The example does not reflect any fees or other expenses imposed in connection with VLI Policies or VA Contracts and the amounts shown would be higher if such fees and expenses were included. Although your actual costs may be higher or lower, based on these assumptions your costs would be:

After:	
1 Year	\$70
3 Years	\$315
5 Years	\$580
10 Years	\$1,335

Portfolio Turnover

The Fund pays transaction costs, such as commissions, when it buys and sells securities (or "turns over" its portfolio). A higher portfolio turnover rate may indicate higher transaction costs and may result in higher taxes when Fund shares are held in a taxable account. These costs, which are not reflected in annual fund operating expenses or in the example, affect the Fund's performance. During the most recent fiscal year, the Fund's portfolio turnover rate was 48% of the average value of its portfolio.

Principal Investment Strategies

Under normal circumstances, we invest:

- at least 80% of the Fund's net assets in equity securities of foreign issuers;
- up to 30% of the Fund's total assets in emerging market equity securities; and
- in securities of at least three different countries including the U.S.

The types of securities in which we normally invest include common stock, preferred stock, rights, warrants and American Depositary Receipts (ADRs). We consider equity securities of foreign issuers (or foreign securities) to be equity securities: (1) issued by companies with their principal place of business or principal office or both, as determined in our reasonable discretion, in a country other than the U.S.; or (2) issued by companies for which the principal securities trading market is a country other than the U.S. We may use futures or forward foreign currency contracts to manage risk or to enhance return.

We use bottom-up stock selection, based on in-depth fundamental research as the cornerstone of our investment process. During each stage of the process, we also consider the influence on the investment theses of top-down factors such as macroeconomic forecasts, real economic growth prospects, fiscal and monetary policy, currency issues, and demographic and political risks. Sector and country weights result from rather than determine our stock-selection decisions. Our investment process seeks both growth and value opportunities. For growth investments, we target companies that we believe have strong business franchises, experienced and proven management, and accelerating cash flow growth rates. For value investments, we target companies that we believe are undervalued in the marketplace compared to their intrinsic value. Additionally, we seek to identify catalysts that will unlock value, which will then be recognized by the market. We may purchase securities across any market capitalization.

We conduct ongoing review, research, and analysis of our portfolio holdings. We may sell a stock if it achieves our investment objective for the position, if a stock's fundamentals or price change significantly, if we change our view of a country or sector, or if the stock no longer fits within the risk characteristics of the Fund's portfolio.

Principal Investment Risks

An investment in the Fund may lose money, is not a deposit of Wells Fargo Bank, N.A. or its affiliates, is not insured or guaranteed by the Federal Deposit Insurance Corporation or any other governmental agency, and is primarily subject to the risks (in alphabetical order) briefly summarized below.

Derivatives Risk. The use of derivatives, such as futures, options and swap agreements, can lead to losses, including those magnified by leverage, particularly when derivatives are used to enhance return rather than mitigate risk. Certain derivative instruments may be difficult to sell when the portfolio manager believes it would be appropriate to do so, or the other party to a derivative contract may be unwilling or unable to fulfill its contractual obligations.

Emerging Markets Risk. Emerging market securities typically present even greater exposure to the risks described under "Foreign Investment Risk" and may be particularly sensitive to global economic conditions. Emerging market securities are also typically less liquid than securities of developed countries and could be difficult to sell, particularly during a market downturn.

Foreign Currency Contracts Risk. A Fund that enters into forwards or other foreign currency contracts, which are a type of derivative, is subject to the risk that the portfolio manager may be incorrect in his or her judgment of future exchange rate changes.

Foreign Investment Risk. Foreign investments may be subject to lower liquidity, greater price volatility and risks related to adverse political, regulatory, market or economic developments. Foreign investments may involve exposure to changes in foreign currency exchange rates and may be subject to higher withholding and other taxes.

Futures Contracts Risk. A Fund that uses futures contracts, which are a type of derivative, is subject to the risk of loss caused by unanticipated market movements. In addition, there may at times be an imperfect correlation between the movement in the prices of futures contracts and the value of their underlying instruments or indexes, and there may at times not be a liquid secondary market for certain futures contracts.

Growth/Value Investing Risk. Securities that exhibit growth or value characteristics tend to perform differently and shift into and out of favor with investors depending on changes in market and economic sentiment and conditions.

Management Risk. Investment decisions, techniques, analyses or models implemented by a Fund's manager or sub-adviser in seeking to achieve the Fund's investment objective may not produce expected returns, may cause the Fund's shares to lose value or may cause the Fund to underperform other funds with similar investment objectives.

Market Risk. The values of, and/or the income generated by, securities held by a Fund may decline due to general market conditions or other factors, including those directly involving the issuers of such securities. Securities markets are volatile and may decline significantly in response to adverse issuer, regulatory, political, or economic developments. Different sectors of the market and different security types may react differently to such developments.

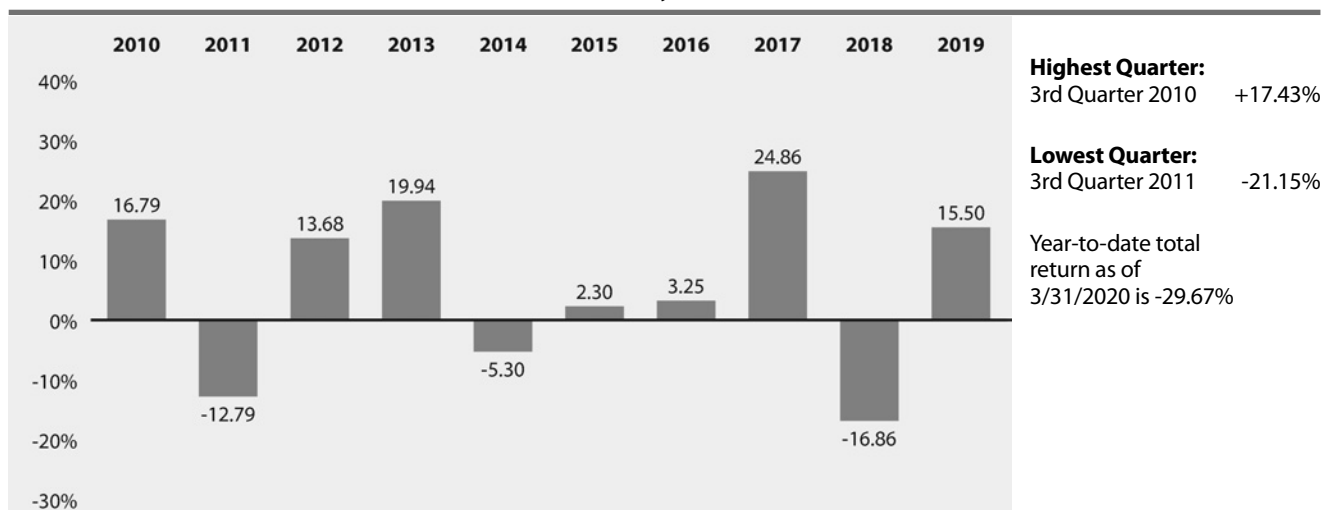
Smaller Company Securities Risk. Securities of companies with smaller market capitalizations tend to be more volatile and less liquid than those of larger companies.

Performance

The following information provides some indication of the risks of investing in the Fund by showing changes in the Fund's performance from year to year. The Fund's average annual total returns are compared to the performance of one or more indices. Past performance is no guarantee of future results. Current month-end performance is available on the Fund's website at wfam.com.

The performance for the Fund does not reflect fees charged by VLI Policies or VA Contracts. If it did, returns would be lower.

Calendar Year Total Returns for Class 1 shares as of 12/31 each year¹



Average Annual Total Returns for the periods ended 12/31/2019¹

	Inception Date of Share Class	1 Year	5 Year	10 Year
Class 1	8/17/1998	15.50%	4.84%	5.23%
MSCI ACWI ex USA Index (Net) (reflects no deduction for fees, expenses, or taxes)		21.51%	5.51%	4.97%

1. Historical performance shown prior to July 19, 2010 is based on the performance of the Fund's predecessor, Evergreen VA International Equity Fund.

Fund Management

Manager	Sub-Adviser	Portfolio Manager, Title/Managed Since
Wells Fargo Funds Management, LLC	Wells Capital Management Incorporated	Venkateshwar (Venk) Lal , Portfolio Manager/2017 Dale A. Winner, CFA , Portfolio Manager/2012

Purchase and Sale of Fund Shares

Shares of Wells Fargo Variable Trust (“WFVT”) are not offered directly to the general public. The Trust currently offers its Fund shares to separate accounts of various life insurance companies as funding vehicles for certain VA Contracts and VLI Policies issued through the separate accounts by such life insurance companies. Many of the separate accounts are registered as investment companies with the SEC. WFVT has entered into an agreement with the life insurance company sponsor of each separate account setting forth the terms and conditions pursuant to which the insurer will purchase and redeem shares of the Fund. Please refer to your VA Contract or VLI Policy prospectus for more information regarding the purchase and sale of your Fund shares.

Tax Information

For federal income tax purposes, the Fund is treated as a separate entity. The Fund intends to qualify each year as a “regulated investment company” under the Internal Revenue Code. By so qualifying, the Fund expects to have little or no liability for federal income taxes by distributing substantially all of its net investment income and net realized capital gains to the separate accounts each year. Please refer to the VA Contract or VLI Policy prospectus for additional information on tax matters.

Payments to Insurance Companies

Fund shares are available only through separate accounts issued by various life insurance companies. The Fund and its related companies may make payments to such insurance companies or their affiliates for distribution and administrative services. These payments may create a conflict of interest by influencing the insurance company to recommend the Fund over another investment. Consult your insurance company for more information about these payments.

VT Omega Growth Fund Summary

Investment Objective

The Fund seeks long-term capital appreciation.

Fees and Expenses

These tables are intended to help you understand the various costs and expenses you will pay if you buy and hold shares of the Fund. These tables do not reflect any fees or other expenses imposed in connection with variable life insurance policies ("VLI Policies") or variable annuity contracts ("VA Contracts"). If they were reflected, the overall expenses would be higher than those shown.

Shareholder Fees (fees paid directly from your investment)

Maximum sales charge (load) imposed on purchases	None
Maximum deferred sales charge (load)	None

Annual Fund Operating Expenses (expenses that you pay each year as a percentage of the value of your investment)

Management Fees	0.60%
Distribution (12b-1) Fees	0.00%
Other Expenses	0.22%
Total Annual Fund Operating Expenses	0.82%
Fee Waivers	(0.07)%
Total Annual Fund Operating Expenses After Fee Waivers¹	0.75%

1. The Manager has contractually committed through April 30, 2021, to waive fees and/or reimburse expenses to the extent necessary to cap the Fund's Total Annual Fund Operating Expenses After Fee Waivers at 0.75% for Class 1. Brokerage commissions, stamp duty fees, interest, taxes, acquired fund fees and expenses (if any), and extraordinary expenses are excluded from the expense cap. Prior to or after the commitment expiration date, the cap may be increased or the commitment to maintain the cap may be terminated only with the approval of the Board of Trustees.

Example of Expenses

The example below is intended to help you compare the costs of investing in the Fund with the costs of investing in other mutual funds. The example assumes a \$10,000 initial investment, 5% annual total return, and that fees and expenses remain the same as in the tables above. To the extent that the Manager is waiving fees or reimbursing expenses, the example assumes that such waiver or reimbursement will only be in place through the date noted above. The example does not reflect any fees or other expenses imposed in connection with VLI Policies or VA Contracts and the amounts shown would be higher if such fees and expenses were included. Although your actual costs may be higher or lower, based on these assumptions your costs would be:

After:	
1 Year	\$77
3 Years	\$255
5 Years	\$448
10 Years	\$1,007

Portfolio Turnover

The Fund pays transaction costs, such as commissions, when it buys and sells securities (or "turns over" its portfolio). A higher portfolio turnover rate may indicate higher transaction costs and may result in higher taxes when Fund shares are held in a taxable account. These costs, which are not reflected in annual fund operating expenses or in the example, affect the Fund's performance. During the most recent fiscal year, the Fund's portfolio turnover rate was 31% of the average value of its portfolio.

Principal Investment Strategies

Under normal circumstances,

- the Fund invests at least 80% of its total assets in equity securities; and
- may invest up to 25% of its total assets in equity securities of foreign issuers, including ADRs and similar investments.

We may invest in the equity securities of companies of any market capitalization.

We seek to identify companies that have the prospect for strong sales and earnings growth rates, that enjoy a competitive advantage (for example, dominant market share) and that we believe have effective management with a history of making investments that are in the best interests of shareholders (for example, companies with a history of earnings and sales growth that are in excess of total asset growth). Furthermore, we seek to identify companies that embrace innovation and foster disruption using technology to maximize efficiencies, gain pricing advantages, and take market share from competitors. We view innovative companies as those that, among other characteristics, have the ability to advance new products or services through investment in research and development, that operate a business model that is displacing legacy industry incumbents, that are pursuing a large unmet need or total available market, and/or that are benefitting from changes in demographic, lifestyle, or environmental trends. We believe innovation found in companies on the “right side of change” is often mispriced in today’s public equity markets and is a frequent signal or anomaly that we seek to exploit through our investment process. We pay particular attention to how management teams allocate capital in order to drive future cash flow. Price objectives are determined based on industry-specific valuation methodologies, including relative price-to-earnings multiples, price-to-book value, operating profit margin trends, enterprise value to EBITDA (earnings before interest, taxes, depreciation and amortization) and free cash flow yield. In addition to meeting with management, we take a surround the company approach by surveying a company’s vendors, distributors, competitors and customers to obtain multiple perspectives that help us make better investment decisions. Portfolio holdings are continuously monitored for changes in fundamentals. The team seeks a favorable risk/reward relationship to fair valuation, which we define as the value of the company (i.e., our price target for the stock) relative to where the stock is currently trading. We may invest in any sector, and at times the Fund may emphasize one or more particular sectors. We may choose to sell a holding when it no longer offers favorable growth prospects, reaches our target price, or to take advantage of a better investment opportunity.

Principal Investment Risks

An investment in the Fund may lose money, is not a deposit of Wells Fargo Bank, N.A. or its affiliates, is not insured or guaranteed by the Federal Deposit Insurance Corporation or any other governmental agency, and is primarily subject to the risks (in alphabetical order) briefly summarized below.

Foreign Investment Risk. Foreign investments may be subject to lower liquidity, greater price volatility and risks related to adverse political, regulatory, market or economic developments. Foreign investments may involve exposure to changes in foreign currency exchange rates and may be subject to higher withholding and other taxes.

Growth/Value Investing Risk. Securities that exhibit growth or value characteristics tend to perform differently and shift into and out of favor with investors depending on changes in market and economic sentiment and conditions.

Management Risk. Investment decisions, techniques, analyses or models implemented by a Fund’s manager or sub-adviser in seeking to achieve the Fund’s investment objective may not produce expected returns, may cause the Fund’s shares to lose value or may cause the Fund to underperform other funds with similar investment objectives.

Market Risk. The values of, and/or the income generated by, securities held by a Fund may decline due to general market conditions or other factors, including those directly involving the issuers of such securities. Securities markets are volatile and may decline significantly in response to adverse issuer, regulatory, political, or economic developments. Different sectors of the market and different security types may react differently to such developments.

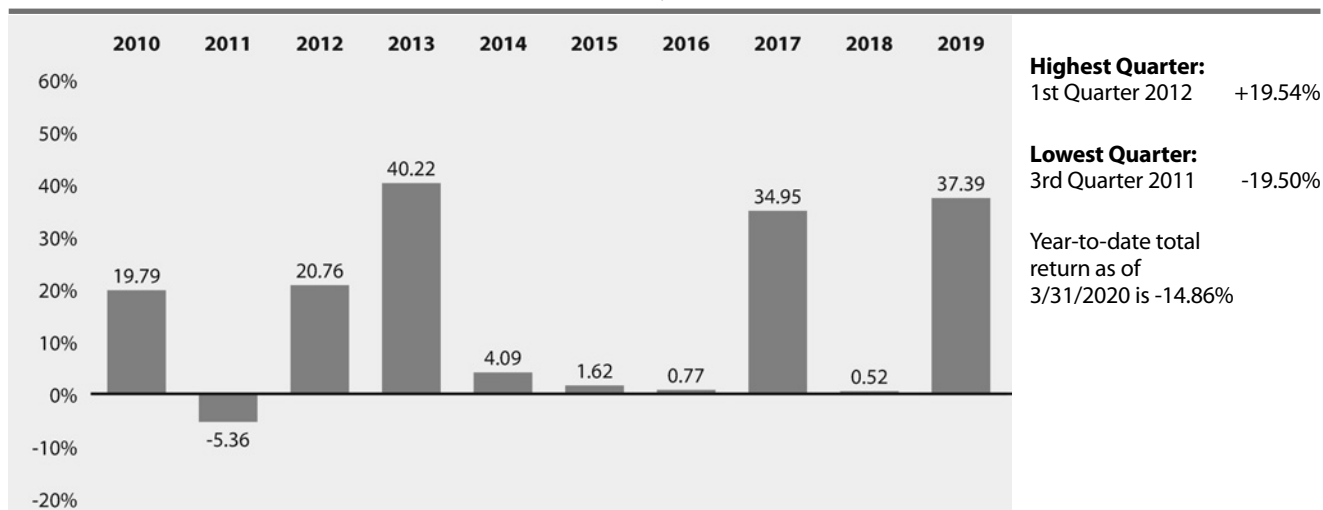
Smaller Company Securities Risk. Securities of companies with smaller market capitalizations tend to be more volatile and less liquid than those of larger companies.

Performance

The following information provides some indication of the risks of investing in the Fund by showing changes in the Fund's performance from year to year. The Fund's average annual total returns are compared to the performance of one or more indices. Past performance is no guarantee of future results. Current month-end performance is available on the Fund's website at wfam.com.

The performance for the Fund does not reflect fees charged by VLI Policies or VA Contracts. If it did, returns would be lower.

Calendar Year Total Returns for Class 1 shares as of 12/31 each year¹



Average Annual Total Returns for the periods ended 12/31/2019¹

	Inception Date of Share Class	1 Year	5 Year	10 Year
Class 1	3/6/1997	37.39%	13.80%	14.32%
Russell 3000® Growth Index (reflects no deduction for fees, expenses, or taxes)		35.85%	14.23%	15.05%

1. Historical performance shown prior to July 19, 2010 is based on the performance of the Fund's predecessor, Evergreen VA Omega Fund.

Fund Management

Manager	Sub-Adviser	Portfolio Manager, Title/Managed Since
Wells Fargo Funds Management, LLC	Wells Capital Management Incorporated	Michael T. Smith, CFA , Portfolio Manager/2010 Christopher J. Warner, CFA , Portfolio Manager/2016

Purchase and Sale of Fund Shares

Shares of Wells Fargo Variable Trust (“WFVT”) are not offered directly to the general public. The Trust currently offers its Fund shares to separate accounts of various life insurance companies as funding vehicles for certain VA Contracts and VLI Policies issued through the separate accounts by such life insurance companies. Many of the separate accounts are registered as investment companies with the SEC. WFVT has entered into an agreement with the life insurance company sponsor of each separate account setting forth the terms and conditions pursuant to which the insurer will purchase and redeem shares of the Fund. Please refer to your VA Contract or VLI Policy prospectus for more information regarding the purchase and sale of your Fund shares.

Tax Information

For federal income tax purposes, the Fund is treated as a separate entity. The Fund intends to qualify each year as a “regulated investment company” under the Internal Revenue Code. By so qualifying, the Fund expects to have little or no liability for federal income taxes by distributing substantially all of its net investment income and net realized capital gains to the separate accounts each year. Please refer to the VA Contract or VLI Policy prospectus for additional information on tax matters.

Payments to Insurance Companies

Fund shares are available only through separate accounts issued by various life insurance companies. The Fund and its related companies may make payments to such insurance companies or their affiliates for distribution and administrative services. These payments may create a conflict of interest by influencing the insurance company to recommend the Fund over another investment. Consult your insurance company for more information about these payments.

VT Opportunity Fund Summary

Investment Objective

The Fund seeks long-term capital appreciation.

Fees and Expenses

These tables are intended to help you understand the various costs and expenses you will pay if you buy and hold shares of the Fund. These tables do not reflect any fees or other expenses imposed in connection with variable life insurance policies ("VLI Policies") or variable annuity contracts ("VA Contracts"). If they were reflected, the overall expenses would be higher than those shown.

Shareholder Fees (fees paid directly from your investment)

Maximum sales charge (load) imposed on purchases	None
Maximum deferred sales charge (load)	None

Annual Fund Operating Expenses (expenses that you pay each year as a percentage of the value of your investment)

Management Fees	0.70%
Distribution (12b-1) Fees	0.00%
Other Expenses	0.15%
Total Annual Fund Operating Expenses	0.85%
Fee Waivers	(0.10)%
Total Annual Fund Operating Expenses After Fee Waivers¹	0.75%

1. The Manager has contractually committed through April 30, 2021, to waive fees and/or reimburse expenses to the extent necessary to cap the Fund's Total Annual Fund Operating Expenses After Fee Waivers at 0.75% for Class 1. Brokerage commissions, stamp duty fees, interest, taxes, acquired fund fees and expenses (if any), and extraordinary expenses are excluded from the expense cap. Prior to or after the commitment expiration date, the cap may be increased or the commitment to maintain the cap may be terminated only with the approval of the Board of Trustees.

Example of Expenses

The example below is intended to help you compare the costs of investing in the Fund with the costs of investing in other mutual funds. The example assumes a \$10,000 initial investment, 5% annual total return, and that fees and expenses remain the same as in the tables above. To the extent that the Manager is waiving fees or reimbursing expenses, the example assumes that such waiver or reimbursement will only be in place through the date noted above. The example does not reflect any fees or other expenses imposed in connection with VLI Policies or VA Contracts and the amounts shown would be higher if such fees and expenses were included. Although your actual costs may be higher or lower, based on these assumptions your costs would be:

After:	
1 Year	\$77
3 Years	\$261
5 Years	\$462
10 Years	\$1,040

Portfolio Turnover

The Fund pays transaction costs, such as commissions, when it buys and sells securities (or "turns over" its portfolio). A higher portfolio turnover rate may indicate higher transaction costs and may result in higher taxes when Fund shares are held in a taxable account. These costs, which are not reflected in annual fund operating expenses or in the example, affect the Fund's performance. During the most recent fiscal year, the Fund's portfolio turnover rate was 25% of the average value of its portfolio.

Principal Investment Strategies

Under normal circumstances, we invest:

- at least 80% of the Fund's total assets in equity securities; and
- up to 25% of the Fund's total assets in equity securities of foreign issuers, including ADRs and similar investments.

We may invest in the equity securities of companies of any market capitalization.

We invest in equity securities of companies that we believe are underpriced yet have attractive growth prospects. Our analysis is based on the determination of a company's "private market valuation," which is the price an investor would be willing to pay for the entire company. We determine a company's private market valuation based upon several types of analysis. We carry out a fundamental analysis of a company's cash flows, asset valuations, competitive situation and industry specific factors. We also gauge the company's management strength, financial health, and growth potential in determining a company's private market valuation. We place an emphasis on a company's management, even meeting with management in certain situations. Finally, we focus on the long-term strategic direction of a company. We then compare the private market valuation as determined by these factors to the company's public market price, and invest in the equity securities of those companies where we believe there is a significant gap between the two.

We may sell an investment when its market valuation no longer compares favorably with the company's private market valuation. In addition, we may choose to sell an investment where the fundamentals deteriorate or the strategy of the management or the management itself changes.

Principal Investment Risks

An investment in the Fund may lose money, is not a deposit of Wells Fargo Bank, N.A. or its affiliates, is not insured or guaranteed by the Federal Deposit Insurance Corporation or any other governmental agency, and is primarily subject to the risks (in alphabetical order) briefly summarized below.

Foreign Investment Risk. Foreign investments may be subject to lower liquidity, greater price volatility and risks related to adverse political, regulatory, market or economic developments. Foreign investments may involve exposure to changes in foreign currency exchange rates and may be subject to higher withholding and other taxes.

Growth/Value Investing Risk. Securities that exhibit growth or value characteristics tend to perform differently and shift into and out of favor with investors depending on changes in market and economic sentiment and conditions.

Management Risk. Investment decisions, techniques, analyses or models implemented by a Fund's manager or sub-adviser in seeking to achieve the Fund's investment objective may not produce expected returns, may cause the Fund's shares to lose value or may cause the Fund to underperform other funds with similar investment objectives.

Market Risk. The values of, and/or the income generated by, securities held by a Fund may decline due to general market conditions or other factors, including those directly involving the issuers of such securities. Securities markets are volatile and may decline significantly in response to adverse issuer, regulatory, political, or economic developments. Different sectors of the market and different security types may react differently to such developments.

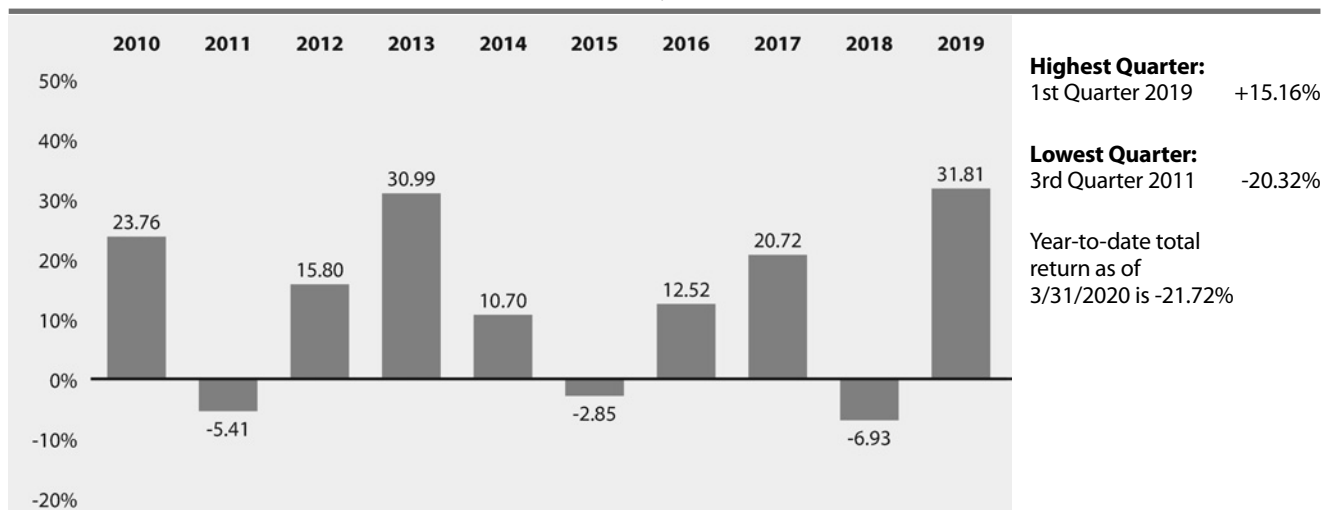
Smaller Company Securities Risk. Securities of companies with smaller market capitalizations tend to be more volatile and less liquid than those of larger companies.

Performance

The following information provides some indication of the risks of investing in the Fund by showing changes in the Fund's performance from year to year. The Fund's average annual total returns are compared to the performance of one or more indices. Past performance is no guarantee of future results. Current month-end performance is available on the Fund's website at wfam.com.

The performance for the Fund does not reflect fees charged by VLI Policies or VA Contracts. If it did, returns would be lower.

Calendar Year Total Returns for Class 1 shares as of 12/31 each year¹



Average Annual Total Returns for the periods ended 12/31/2019¹

	Inception Date of Share Class	1 Year	5 Year	10 Year
Class 1	8/26/2011	31.81%	10.12%	12.27%
Russell 3000® Index (reflects no deduction for fees, expenses, or taxes)		31.02%	11.24%	13.42%

1. Historical performance shown for Class 1 shares prior to their inception reflects the performance of Class 2 shares, and includes the higher expenses applicable to Class 2 shares. If these expenses had not been included, returns would be higher.

Fund Management

Manager	Sub-Adviser	Portfolio Manager, Title/Managed Since
Wells Fargo Funds Management, LLC	Wells Capital Management Incorporated	Kurt Gunderson , Portfolio Manager / 2020 Christopher G. Miller, CFA , Portfolio Manager / 2017

Purchase and Sale of Fund Shares

Shares of Wells Fargo Variable Trust (“WFVT”) are not offered directly to the general public. The Trust currently offers its Fund shares to separate accounts of various life insurance companies as funding vehicles for certain VA Contracts and VLI Policies issued through the separate accounts by such life insurance companies. Many of the separate accounts are registered as investment companies with the SEC. WFVT has entered into an agreement with the life insurance company sponsor of each separate account setting forth the terms and conditions pursuant to which the insurer will purchase and redeem shares of the Fund. Please refer to your VA Contract or VLI Policy prospectus for more information regarding the purchase and sale of your Fund shares.

Tax Information

For federal income tax purposes, the Fund is treated as a separate entity. The Fund intends to qualify each year as a “regulated investment company” under the Internal Revenue Code. By so qualifying, the Fund expects to have little or no liability for federal income taxes by distributing substantially all of its net investment income and net realized capital gains to the separate accounts each year. Please refer to the VA Contract or VLI Policy prospectus for additional information on tax matters.

Payments to Insurance Companies

Fund shares are available only through separate accounts issued by various life insurance companies. The Fund and its related companies may make payments to such insurance companies or their affiliates for distribution and administrative services. These payments may create a conflict of interest by influencing the insurance company to recommend the Fund over another investment. Consult your insurance company for more information about these payments.

VT Small Cap Growth Fund Summary

Investment Objective

The Fund seeks long-term capital appreciation.

Fees and Expenses

These tables are intended to help you understand the various costs and expenses you will pay if you buy and hold shares of the Fund. These tables do not reflect any fees or other expenses imposed in connection with variable life insurance policies ("VLI Policies") or variable annuity contracts ("VA Contracts"). If they were reflected, the overall expenses would be higher than those shown.

Shareholder Fees (fees paid directly from your investment)

Maximum sales charge (load) imposed on purchases	None
Maximum deferred sales charge (load)	None

Annual Fund Operating Expenses (expenses that you pay each year as a percentage of the value of your investment)

Management Fees	0.80%
Distribution (12b-1) Fees	0.00%
Other Expenses	0.13%
Acquired Fund Fees and Expenses	0.01%
Total Annual Fund Operating Expenses	0.94%
Fee Waivers	0.00%
Total Annual Fund Operating Expenses After Fee Waivers¹	0.94%

1. The Manager has contractually committed through April 30, 2021, to waive fees and/or reimburse expenses to the extent necessary to cap the Fund's Total Annual Fund Operating Expenses After Fee Waivers at 0.95% for Class 1. Brokerage commissions, stamp duty fees, interest, taxes, acquired fund fees and expenses (if any), and extraordinary expenses are excluded from the expense cap. Prior to or after the commitment expiration date, the cap may be increased or the commitment to maintain the cap may be terminated only with the approval of the Board of Trustees.

Example of Expenses

The example below is intended to help you compare the costs of investing in the Fund with the costs of investing in other mutual funds. The example assumes a \$10,000 initial investment, 5% annual total return, and that fees and expenses remain the same as in the tables above. To the extent that the Manager is waiving fees or reimbursing expenses, the example assumes that such waiver or reimbursement will only be in place through the date noted above. The example does not reflect any fees or other expenses imposed in connection with VLI Policies or VA Contracts and the amounts shown would be higher if such fees and expenses were included. Although your actual costs may be higher or lower, based on these assumptions your costs would be:

After:	
1 Year	\$96
3 Years	\$300
5 Years	\$520
10 Years	\$1,155

Portfolio Turnover

The Fund pays transaction costs, such as commissions, when it buys and sells securities (or "turns over" its portfolio). A higher portfolio turnover rate may indicate higher transaction costs and may result in higher taxes when Fund shares are held in a taxable account. These costs, which are not reflected in annual fund operating expenses or in the example, affect the Fund's performance. During the most recent fiscal year, the Fund's portfolio turnover rate was 62% of the average value of its portfolio.

Principal Investment Strategies

Under normal circumstances, we invest:

- 80% of the Fund's net assets in equity securities of small-capitalization companies.

We invest principally in equity securities of small-capitalization companies that we believe have prospects for robust and sustainable growth of revenues and earnings. We define small-capitalization companies as those with market capitalizations within the range of the Russell 2000[®] Index at the time of purchase. The market capitalization range of the Russell 2000[®] Index was approximately \$5.9 million to \$11.3 billion as of March 31, 2020, and is expected to change frequently.

We seek small-capitalization companies that are in the emerging phase of their life cycle. We believe earnings and revenue growth relative to expectations are critical factors in determining stock price movements. Thus, our investment process is centered around finding emerging growth companies with under-appreciated prospects for robust and sustainable growth in earnings and revenue. To find that growth, we use bottom-up research, emphasizing companies whose management teams have a history of successfully executing their strategy and whose business model has sufficient profit potential. We forecast revenue and earnings revision opportunities, along with other key financial metrics to assess investment potential. We then combine that company-specific analysis with our assessment of secular and timeliness trends to form a buy/sell decision about a particular stock. We may invest in any sector and at times we may emphasize one or more particular sectors. We sell a company's securities when we see deterioration in fundamentals that leads us to become suspicious of a company's prospective growth profile or the profitability potential of its business model, as this often leads to lower valuation potential. We may also sell or trim a position when we need to raise money to fund the purchase of a better investment opportunity or when valuation is extended beyond our expectations.

Principal Investment Risks

An investment in the Fund may lose money, is not a deposit of Wells Fargo Bank, N.A. or its affiliates, is not insured or guaranteed by the Federal Deposit Insurance Corporation or any other governmental agency, and is primarily subject to the risks (in alphabetical order) briefly summarized below.

Growth/Value Investing Risk. Securities that exhibit growth or value characteristics tend to perform differently and shift into and out of favor with investors depending on changes in market and economic sentiment and conditions.

Management Risk. Investment decisions, techniques, analyses or models implemented by a Fund's manager or sub-adviser in seeking to achieve the Fund's investment objective may not produce expected returns, may cause the Fund's shares to lose value or may cause the Fund to underperform other funds with similar investment objectives.

Market Risk. The values of, and/or the income generated by, securities held by a Fund may decline due to general market conditions or other factors, including those directly involving the issuers of such securities. Securities markets are volatile and may decline significantly in response to adverse issuer, regulatory, political, or economic developments. Different sectors of the market and different security types may react differently to such developments.

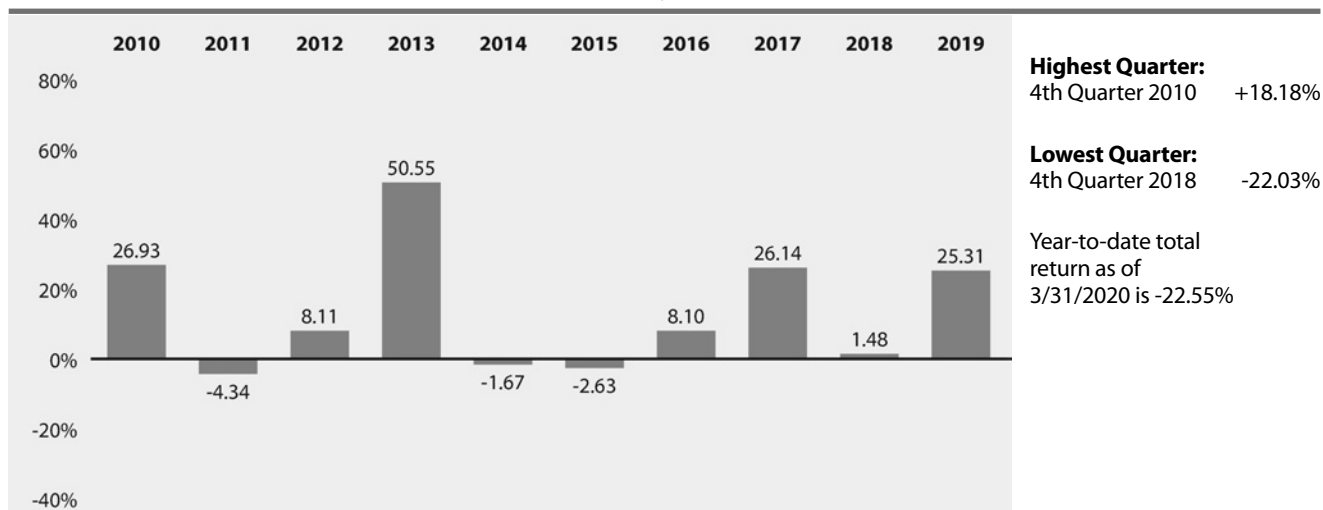
Smaller Company Securities Risk. Securities of companies with smaller market capitalizations tend to be more volatile and less liquid than those of larger companies.

Performance

The following information provides some indication of the risks of investing in the Fund by showing changes in the Fund's performance from year to year. The Fund's average annual total returns are compared to the performance of one or more indices. Past performance is no guarantee of future results. Current month-end performance is available on the Fund's website at wfam.com.

The performance for the Fund does not reflect fees charged by VLI Policies or VA Contracts. If it did, returns would be lower.

Calendar Year Total Returns for Class 1 shares as of 12/31 each year¹



Average Annual Total Returns for the periods ended 12/31/2019¹

	Inception Date of Share Class	1 Year	5 Year	10 Year
Class 1	7/16/2010	25.31%	11.04%	12.61%
Russell 2000® Growth Index (reflects no deduction for fees, expenses, or taxes)		28.48%	9.34%	13.01%

1. Historical Performance shown for Class 1 shares prior to their inception reflects the performance of Class 2 shares, and includes the higher expenses applicable to Class 2 shares. If these expenses had not been included, returns would be higher.

Fund Management

Manager	Sub-Adviser	Portfolio Manager, Title/Managed Since
Wells Fargo Funds Management, LLC	Wells Capital Management Incorporated	Joseph M. Eberhardy, CFA, CPA , Portfolio Manager/2011 Thomas C. Ognar, CFA , Portfolio Manager/2011

Purchase and Sale of Fund Shares

Shares of Wells Fargo Variable Trust (“WFVT”) are not offered directly to the general public. The Trust currently offers its Fund shares to separate accounts of various life insurance companies as funding vehicles for certain VA Contracts and VLI Policies issued through the separate accounts by such life insurance companies. Many of the separate accounts are registered as investment companies with the SEC. WFVT has entered into an agreement with the life insurance company sponsor of each separate account setting forth the terms and conditions pursuant to which the insurer will purchase and redeem shares of the Fund. Please refer to your VA Contract or VLI Policy prospectus for more information regarding the purchase and sale of your Fund shares.

Tax Information

For federal income tax purposes, the Fund is treated as a separate entity. The Fund intends to qualify each year as a “regulated investment company” under the Internal Revenue Code. By so qualifying, the Fund expects to have little or no liability for federal income taxes by distributing substantially all of its net investment income and net realized capital gains to the separate accounts each year. Please refer to the VA Contract or VLI Policy prospectus for additional information on tax matters.

Payments to Insurance Companies

Fund shares are available only through separate accounts issued by various life insurance companies. The Fund and its related companies may make payments to such insurance companies or their affiliates for distribution and administrative services. These payments may create a conflict of interest by influencing the insurance company to recommend the Fund over another investment. Consult your insurance company for more information about these payments.

Details About the Funds

VT International Equity Fund

Investment Objective

The Fund seeks long-term capital appreciation.

The Fund's Board of Trustees can change this investment objective without a shareholder vote.

Principal Investment Strategies

Under normal circumstances, we invest:

- at least 80% of the Fund's net assets in equity securities of foreign issuers;
- up to 30% of the Fund's total assets in emerging market equity securities; and
- in securities of at least three different countries including the U.S.

The types of securities in which we normally invest include common stock, preferred stock, rights, warrants and American Depositary Receipts (ADRs). We consider equity securities of foreign issuers (or foreign securities) to be equity securities: (1) issued by companies with their principal place of business or principal office or both, as determined in our reasonable discretion, in a country other than the U.S.; or (2) issued by companies for which the principal securities trading market is a country other than the U.S. We may use futures or forward foreign currency contracts to manage risk or to enhance return.

We use bottom-up stock selection, based on in-depth fundamental research as the cornerstone of our investment process. During each stage of the process, we also consider the influence on the investment theses of top-down factors such as macroeconomic forecasts, real economic growth prospects, fiscal and monetary policy, currency issues, and demographic and political risks. Sector and country weights result from rather than determine our stock-selection decisions. Our investment process seeks both growth and value opportunities. For growth investments, we target companies that we believe have strong business franchises, experienced and proven management, and accelerating cash flow growth rates. For value investments, we target companies that we believe are undervalued in the marketplace compared to their intrinsic value. Additionally, we seek to identify catalysts that will unlock value, which will then be recognized by the market. We may purchase securities across any market capitalization.

We conduct ongoing review, research, and analysis of our portfolio holdings. We may sell a stock if it achieves our investment objective for the position, if a stock's fundamentals or price change significantly, if we change our view of a country or sector, or if the stock no longer fits within the risk characteristics of the Fund's portfolio.

We may actively trade portfolio securities, which may lead to higher transaction costs that may affect the Fund's performance. In addition, active trading of portfolio securities may lead to higher taxes if your shares are held in a taxable account.

The Fund may hold some of its assets in cash or in money market instruments, including U.S. Government obligations, shares of other mutual funds and repurchase agreements, or make other short-term investments for purposes of maintaining liquidity or for short-term defensive purposes when we believe it is in the best interests of the shareholders to do so. During such periods, the Fund may not achieve its objective.

Principal Investment Risks

The Fund is primarily subject to the risks mentioned below (in alphabetical order).

- Derivatives Risk
- Emerging Markets Risk
- Foreign Currency Contracts Risk
- Foreign Investment Risk
- Futures Contracts Risk
- Growth/Value Investing Risk
- Management Risk
- Market Risk
- Smaller Company Securities Risk

These and other risks could cause you to lose money in your investment in the Fund and could adversely affect the Fund's net asset value and total return. These risks are described in the "Description of Principal Investment Risks" section.

VT Omega Growth Fund

Investment Objective

The Fund seeks long-term capital appreciation.

The Fund's Board of Trustees can change this investment objective without a shareholder vote.

Principal Investment Strategies

Under normal circumstances,

- the Fund invests at least 80% of its total assets in equity securities; and
- may invest up to 25% of its total assets in equity securities of foreign issuers, including ADRs and similar investments.

We may invest in the equity securities of companies of any market capitalization.

We seek to identify companies that have the prospect for strong sales and earnings growth rates, that enjoy a competitive advantage (for example, dominant market share) and that we believe have effective management with a history of making investments that are in the best interests of shareholders (for example, companies with a history of earnings and sales growth that are in excess of total asset growth). Furthermore, we seek to identify companies that embrace innovation and foster disruption using technology to maximize efficiencies, gain pricing advantages, and take market share from competitors. We view innovative companies as those that, among other characteristics, have the ability to advance new products or services through investment in research and development, that operate a business model that is displacing legacy industry incumbents, that are pursuing a large unmet need or total available market, and/or that are benefitting from changes in demographic, lifestyle, or environmental trends. We believe innovation found in companies on the "right side of change" is often mispriced in today's public equity markets and is a frequent signal or anomaly that we seek to exploit through our investment process. We pay particular attention to how management teams allocate capital in order to drive future cash flow. Price objectives are determined based on industry-specific valuation methodologies, including relative price-to-earnings multiples, price-to-book value, operating profit margin trends, enterprise value to EBITDA (earnings before interest, taxes, depreciation and amortization) and free cash flow yield. In addition to meeting with management, we take a surround the company approach by surveying a company's vendors, distributors, competitors and customers to obtain multiple perspectives that help us make better investment decisions. Portfolio holdings are continuously monitored for changes in fundamentals. The team seeks a favorable risk/reward relationship to fair valuation, which we define as the value of the company (i.e., our price target for the stock) relative to where the stock is currently trading. We may invest in any sector, and at times the Fund may emphasize one or more particular sectors. We may choose to sell a holding when it no longer offers favorable growth prospects, reaches our target price, or to take advantage of a better investment opportunity.

We may actively trade portfolio securities, which may lead to higher transaction costs that may affect the Fund's performance. In addition, active trading of portfolio securities may lead to higher taxes if your shares are held in a taxable account.

The Fund may hold some of its assets in cash or in money market instruments, including U.S. Government obligations, shares of other mutual funds and repurchase agreements, or make other short-term investments for purposes of maintaining liquidity or for short-term defensive purposes when we believe it is in the best interests of the shareholders to do so. During such periods, the Fund may not achieve its objective.

Principal Investment Risks

The Fund is primarily subject to the risks mentioned below (in alphabetical order).

- Foreign Investment Risk
- Growth/Value Investing Risk
- Management Risk
- Market Risk
- Smaller Company Securities Risk

These and other risks could cause you to lose money in your investment in the Fund and could adversely affect the Fund's net asset value and total return. These risks are described in the "Description of Principal Investment Risks" section.

VT Opportunity Fund

Investment Objective

The Fund seeks long-term capital appreciation.

The Fund's Board of Trustees can change this investment objective without a shareholder vote.

Principal Investment Strategies

Under normal circumstances, we invest:

- at least 80% of the Fund's total assets in equity securities; and
- up to 25% of the Fund's total assets in equity securities of foreign issuers, including ADRs and similar investments.

We may invest in the equity securities of companies of any market capitalization.

We invest in equity securities of companies that we believe are underpriced yet have attractive growth prospects. Our analysis is based on the determination of a company's "private market valuation," which is the price an investor would be willing to pay for the entire company. We determine a company's private market valuation based upon several types of analysis. We carry out a fundamental analysis of a company's cash flows, asset valuations, competitive situation and industry specific factors. We also gauge the company's management strength, financial health, and growth potential in determining a company's private market valuation. We place an emphasis on a company's management, even meeting with management in certain situations. Finally, we focus on the long-term strategic direction of a company. We then compare the private market valuation as determined by these factors to the company's public market price, and invest in the equity securities of those companies where we believe there is a significant gap between the two.

We may sell an investment when its market valuation no longer compares favorably with the company's private market valuation. In addition, we may choose to sell an investment where the fundamentals deteriorate or the strategy of the management or the management itself changes.

We may actively trade portfolio securities, which may lead to higher transaction costs that may affect the Fund's performance. In addition, active trading of portfolio securities may lead to higher taxes if your shares are held in a taxable account.

The Fund may hold some of its assets in cash or in money market instruments, including U.S. Government obligations, shares of other mutual funds and repurchase agreements, or make other short-term investments for purposes of maintaining liquidity or for short-term defensive purposes when we believe it is in the best interests of the shareholders to do so. During such periods, the Fund may not achieve its objective.

Principal Investment Risks

The Fund is primarily subject to the risks mentioned below (in alphabetical order).

- Foreign Investment Risk
- Growth/Value Investing Risk
- Management Risk
- Market Risk
- Smaller Company Securities Risk

These and other risks could cause you to lose money in your investment in the Fund and could adversely affect the Fund's net asset value and total return. These risks are described in the "Description of Principal Investment Risks" section.

VT Small Cap Growth Fund

Investment Objective

The Fund seeks long-term capital appreciation.

The Fund's Board of Trustees can change this investment objective without a shareholder vote.

Principal Investment Strategies

Under normal circumstances, we invest:

- 80% of the Fund's net assets in equity securities of small-capitalization companies.

We invest principally in equity securities of small-capitalization companies that we believe have prospects for robust and sustainable growth of revenues and earnings. We define small-capitalization companies as those with market capitalizations within the range of the Russell 2000[®] Index at the time of purchase. The market capitalization range of the Russell 2000[®] Index was approximately \$5.9 million to \$11.3 billion as of March 31, 2020, and is expected to change frequently.

We seek small-capitalization companies that are in the emerging phase of their life cycle. We believe earnings and revenue growth relative to expectations are critical factors in determining stock price movements. Thus, our investment process is centered around finding emerging growth companies with under-appreciated prospects for robust and sustainable growth in earnings and revenue. To find that growth, we use bottom-up research, emphasizing companies whose management teams have a history of successfully executing their strategy and whose business model has sufficient profit potential. We forecast revenue and earnings revision opportunities, along with other key financial metrics to assess investment potential. We then combine that company-specific analysis with our assessment of secular and timeliness trends to form a buy/sell decision about a particular stock. We may invest in any sector and at times we may emphasize one or more particular sectors. We sell a company's securities when we see deterioration in fundamentals that leads us to become suspicious of a company's prospective growth profile or the profitability potential of its business model, as this often leads to lower valuation potential. We may also sell or trim a position when we need to raise money to fund the purchase of a better investment opportunity or when valuation is extended beyond our expectations.

We may actively trade portfolio securities, which may lead to higher transaction costs that may affect the Fund's performance. In addition, active trading of portfolio securities may lead to higher taxes if your shares are held in a taxable account.

The Fund may hold some of its assets in cash or in money market instruments, including U.S. Government obligations, shares of other mutual funds and repurchase agreements, or make other short-term investments for purposes of maintaining liquidity or for short-term defensive purposes when we believe it is in the best interests of the shareholders to do so. During such periods, the Fund may not achieve its objective.

Principal Investment Risks

The Fund is primarily subject to the risks mentioned below (in alphabetical order).

- Growth/Value Investing Risk
- Management Risk
- Market Risk
- Smaller Company Securities Risk

These and other risks could cause you to lose money in your investment in the Fund and could adversely affect the Fund's net asset value and total return. These risks are described in the "Description of Principal Investment Risks" section.

Description of Principal Investment Risks

Understanding the risks involved in mutual fund investing will help you make an informed decision that takes into account your risk tolerance and preferences. The risks that are most likely to have a material effect on a particular Fund as a whole are called “principal risks.” The principal risks for each Fund have been previously identified and are described below. Additional information about the principal risks is included in the Statement of Additional Information.

Derivatives Risk. The use of derivatives, such as futures, options and swap agreements, presents risks different from, and possibly greater than, the risks associated with investing directly in traditional securities. The use of derivatives can lead to losses because of adverse movements in the price or value of the derivatives’ underlying assets, indexes or rates and the derivatives themselves, which may be magnified by certain features of the derivatives. These risks are heightened when derivatives are used to enhance a Fund’s return or as a substitute for a position or security, rather than solely to hedge (or mitigate) the risk of a position or security held by the Fund. The success of a derivative strategy will be affected by the portfolio manager’s ability to assess and predict market or economic developments and their impact on the derivatives’ underlying assets, indexes or reference rates, as well as the derivatives themselves. Certain derivative instruments may become illiquid and, as a result, may be difficult to sell when the portfolio manager believes it would be appropriate to do so. Certain derivatives create leverage, which can magnify the impact of a decline in the value of their underlying assets, indexes or reference rates, and increase the volatility of the Fund’s net asset value. Certain derivatives (e.g., over-the-counter swaps) are also subject to the risk that the counterparty to the derivative contract will be unwilling or unable to fulfill its contractual obligations, which may cause a Fund to lose money, suffer delays or incur costs arising from holding or selling an underlying asset. Changes in laws or regulations may make the use of derivatives more costly, may limit the availability of derivatives, or may otherwise adversely affect the use, value or performance of derivatives.

Emerging Markets Risk. Emerging market securities typically present even greater exposure to the risks described under “Foreign Investment Risk” and may be particularly sensitive to global economic conditions. For example, emerging market countries are typically more dependent on exports and are, therefore, more vulnerable to recessions in other countries. Emerging markets tend to have less developed legal and financial systems and a smaller market capitalization than markets in developed countries. Some emerging markets are subject to greater political instability. Additionally, emerging markets may have more volatile currencies and be more sensitive than developed markets to a variety of economic factors, including inflation. Emerging market securities are also typically less liquid than securities of developed countries and could be difficult to sell, particularly during a market downturn.

Foreign Currency Contracts Risk. A Fund that enters into forwards or other foreign currency contracts, which are a type of derivative, is subject to the risk that the portfolio manager may be incorrect in his or her judgment of future exchange rate changes. The Fund’s gains from positions in foreign currency contracts may accelerate and/or lead to recharacterization of the Fund’s income or gains and its distributions to shareholders. The Fund’s losses from such positions may also lead to recharacterization of the Fund’s income and its distributions to shareholders and may cause a return of capital to Fund shareholders.

Foreign Investment Risk. Foreign investments may be subject to lower liquidity, greater price volatility and risks related to adverse political, regulatory, market or economic developments. Foreign companies may be subject to significantly higher levels of taxation than U.S. companies, including potentially confiscatory levels of taxation, thereby reducing the earnings potential of such foreign companies. Foreign investments may involve exposure to changes in foreign currency exchange rates. Such changes may reduce the U.S. dollar value of the investments. Foreign investments may be subject to additional risks, such as potentially higher withholding and other taxes, and may also be subject to greater trade settlement, custodial, and other operational risks than domestic investments. Certain foreign markets may also be characterized by less stringent investor protection and disclosure standards.

Futures Contracts Risk. A Fund that uses futures contracts, which are a type of derivative, is subject to the risk of loss caused by unanticipated market movements. In addition, there may at times be an imperfect correlation between the movement in the prices of futures contracts and the value of their underlying instruments or indexes, and there may at times not be a liquid secondary market for certain futures contracts.

Growth/Value Investing Risk. Securities that exhibit certain characteristics, such as growth characteristics or value characteristics, tend to perform differently and shift into and out of favor with investors depending on changes in market and economic sentiment and conditions. As a result, a Fund’s performance may at times be worse than the performance of other mutual funds that invest more broadly or in securities that exhibit different characteristics.

Management Risk. Investment decisions, techniques, analyses or models implemented by a Fund’s manager or sub-adviser in seeking to achieve the Fund’s investment objective may not produce the returns expected, may cause the Fund’s shares to lose value or may cause the Fund to underperform other funds with similar investment objectives.

Market Risk. The values of, and/or the income generated by, securities held by a Fund may decline due to general market conditions or other factors, including those directly involving the issuers of such securities. Securities markets are volatile and may decline significantly in response to adverse issuer, regulatory, political, or economic developments. Different sectors of the market and different security types may react differently to such developments. Political, geopolitical, natural and other events, including war, terrorism, trade disputes, government shutdowns, market closures, natural and environmental disasters, epidemics, pandemics and other public health crises and related events have led, and in the future may lead, to economic uncertainty, decreased economic activity, increased market volatility and other disruptive effects on U.S. and global economies and markets. Such events may have significant adverse direct or indirect effects on a Fund and its investments. In addition, economies and financial markets throughout the world are becoming increasingly interconnected, which increases the likelihood that events or conditions in one country or region will adversely impact markets or issuers in other countries or regions.

Smaller Company Securities Risk. Securities of companies with smaller market capitalizations tend to be more volatile and less liquid than those of larger companies. Smaller companies may have no or relatively short operating histories, limited financial resources or may have recently become public companies. Some of these companies have aggressive capital structures, including high debt levels, or are involved in rapidly growing or changing industries and/or new technologies.

Portfolio Holdings Information

A description of the Wells Fargo Funds' policies and procedures with respect to disclosure of the Wells Fargo Funds' portfolio holdings is available in the Funds' Statement of Additional Information.

Pricing Fund Shares

A Fund's NAV is the value of a single share. The NAV is calculated as of the close of regular trading on the New York Stock Exchange ("NYSE") (generally 4:00 p.m. Eastern time) on each day that the NYSE is open, although a Fund may deviate from this calculation time under unusual or unexpected circumstances. The NAV is calculated separately for each class of shares of a multiple-class Fund. To calculate the NAV of a Fund's shares, the Fund's assets are valued and totaled, liabilities are subtracted, and the balance, called net assets, is divided by the number of shares outstanding. The price at which a purchase or redemption request is processed is based on the next NAV calculated after the request is received in good order. Generally, NAV is not calculated, and purchase and redemption requests are not processed, on days that the NYSE is closed for trading; however under unusual or unexpected circumstances a Fund may elect to remain open even on days that the NYSE is closed or closes early. To the extent that a Fund's assets are traded in various markets on days when the Fund is closed, the value of the Fund's assets may be affected on days when you are unable to buy or sell Fund shares. Conversely, trading in some of a Fund's assets may not occur on days when the Fund is open.

With respect to any portion of a Fund's assets that may be invested in other mutual funds, the value of the Fund's shares is based on the NAV of the shares of the other mutual funds in which the Fund invests. The valuation methods used by mutual funds in pricing their shares, including the circumstances under which they will use fair value pricing and the effects of using fair value pricing, are included in the prospectuses of such funds. To the extent a Fund invests a portion of its assets in non-registered investment vehicles, the Fund's interests in the non-registered vehicles are fair valued at NAV.

With respect to a Fund's assets invested directly in securities, the Fund's investments are generally valued at current market prices. Equity securities, options and futures are generally valued at the official closing price or, if none, the last reported sales price on the primary exchange or market on which they are listed (closing price). Equity securities that are not traded primarily on an exchange are generally valued at the quoted bid price obtained from a broker-dealer.

Debt securities are valued at the evaluated bid price provided by an independent pricing service or, if a reliable price is not available, the quoted bid price from an independent broker-dealer.

We are required to depart from these general valuation methods and use fair value pricing methods to determine the values of certain investments if we believe that the closing price or the quoted bid price of a security, including a security that trades primarily on a foreign exchange, does not accurately reflect its current market value at the time as of which a Fund calculates its NAV. The closing price or the quoted bid price of a security may not reflect its current market value if, among other things, a significant event occurs after the closing price or quoted bid price but before the time as of which a Fund calculates its NAV that materially affects the value of the security. We use various criteria, including a systemic evaluation of U.S. market moves after the close of foreign markets, in deciding whether a foreign security's market price is still reliable and, if not, what fair market value to assign to the security. In addition, we use fair value pricing to determine the value of investments in securities and other assets, including illiquid securities, for which current market quotations or evaluated prices from a pricing service or broker-dealer are not readily available.

The fair value of a Fund's securities and other assets is determined in good faith pursuant to policies and procedures adopted by the Fund's Board of Trustees. In light of the judgment involved in making fair value decisions, there can be no assurance that a fair value assigned to a particular security is accurate or that it reflects the price that the Fund could obtain for such security if it were to sell the security at the time as of which fair value pricing is determined. Such fair value pricing may result in NAVs that are higher or lower than NAVs based on the closing price or quoted bid price. See the Statement of Additional Information for additional details regarding the determination of NAVs.

Management of the Funds

The Manager

Wells Fargo Funds Management, LLC (“Funds Management”), headquartered at 525 Market Street, San Francisco, CA 94105, provides advisory and Fund level administrative services to the Funds pursuant to an investment management agreement (the “Management Agreement”). Funds Management is a wholly owned subsidiary of Wells Fargo & Company, a publicly traded diversified financial services company that provides banking, insurance, investment, mortgage and consumer financial services. Funds Management is a registered investment adviser that provides advisory services for registered mutual funds, closed-end funds and other funds and accounts. Funds Management is a part of Wells Fargo Asset Management, the trade name used by the asset management businesses of Wells Fargo & Company.

Funds Management is responsible for implementing the investment objectives and strategies of the Funds. Funds Management’s investment professionals review and analyze the Funds’ performance, including relative to peer funds, and monitor the Funds’ compliance with their investment objectives and strategies. Funds Management is responsible for reporting to the Board on investment performance and other matters affecting the Funds. When appropriate, Funds Management recommends to the Board enhancements to Fund features, including changes to Fund investment objectives, strategies and policies. Funds Management also communicates with shareholders and intermediaries about Fund performance and features.

Funds Management is also responsible for providing Fund-level administrative services to the Funds, which include, among others, providing such services in connection with the Funds’ operations; developing and implementing procedures for monitoring compliance with regulatory requirements and compliance with the Funds’ investment objectives, policies and restrictions; and providing any other Fund-level administrative services reasonably necessary for the operation of the Funds, other than those services that are provided by the Funds’ transfer and dividend disbursing agent, custodian and fund accountant.

To assist Funds Management in implementing the investment objectives and strategies of the Funds, Funds Management may contract with one or more sub-advisers to provide day-to-day portfolio management services to the Funds. Funds Management employs a team of investment professionals who identify and recommend the initial hiring of any sub-adviser and oversee and monitor the activities of any sub-adviser on an ongoing basis. Funds Management retains overall responsibility for the investment activities of the Funds.

A discussion regarding the basis for the Board’s approval of the Management Agreement and any applicable sub-advisory agreements for each Fund is available in the Fund’s Semi-Annual report for the period ended June 30th.

For each Fund’s most recent fiscal year end, the management fee paid to Funds Management pursuant to the Management Agreement, net of any applicable waivers and reimbursements, was as follows:

Management Fees Paid

	As a % of average daily net assets
VT International Equity Fund	0.36%
VT Omega Growth Fund	0.54%
VT Opportunity Fund	0.60%
VT Small Cap Growth Fund	0.80%

The Sub-Adviser and Portfolio Managers

The following sub-adviser and portfolio managers provide day-to-day portfolio management services to the Funds. These services include making purchases and sales of securities and other investment assets for the Funds, selecting broker-dealers, negotiating brokerage commission rates and maintaining portfolio transaction records. The sub-adviser is compensated for its services by Funds Management from the fees Funds Management receives for its services as investment manager to the Funds. The Statement of Additional Information provides additional information about the portfolio managers' compensation, other accounts managed by the portfolio managers and the portfolio managers' ownership of securities in the Funds.

Wells Capital Management Incorporated ("Wells Capital Management") is a registered investment adviser located at 525 Market Street, San Francisco, CA 94105. Wells Capital Management, an affiliate of Funds Management and indirect wholly owned subsidiary of Wells Fargo & Company, is a multi-boutique asset management firm committed to delivering superior investment services to institutional clients, including mutual funds. Wells Capital Management is a part of Wells Fargo Asset Management, the trade name used by the asset management businesses of Wells Fargo & Company.

Joseph M. Eberhardy, CFA, CPA VT Small Cap Growth Fund	Mr. Eberhardy joined Wells Capital Management or one of its predecessor firms in 1994, where he currently serves as a Portfolio Manager.
Kurt Gunderson VT Opportunity Fund	Mr. Gunderson joined Wells Capital Management of one of its predecessor firms in 2001, where he currently serves as Co-Portfolio Manager for the PMV All Cap strategy.
Venkateshwar (Venk) Lal VT International Equity Fund	Mr. Lal joined Wells Capital Management in 2012, where he currently serves as a Portfolio Manager. Prior to joining Wells Capital Management, Mr. Lal was a Partner and head of risk and trading at EverKey Global Partners, an investment firm he co-founded in 2007.
Christopher G. Miller, CFA VT Opportunity Fund	Mr. Miller joined Wells Capital Management or one of its predecessor firms in 2002, where he currently serves as a Senior Portfolio Manager and Team Lead for the PMV Equity team.
Thomas C. Ognar, CFA VT Small Cap Growth Fund	Mr. Ognar joined Wells Capital Management or one of its predecessor firms in 1998, where he currently serves as a Portfolio Manager.
Michael T. Smith, CFA VT Omega Growth Fund	Mr. Smith joined Wells Capital Management or one of its predecessor firms in 2000, where he currently serves as a Managing Director and Senior Portfolio Manager on the Fundamental Growth Equity team.
Christopher J. Warner, CFA VT Omega Growth Fund	Mr. Warner joined Wells Capital Management or one of its predecessor firms in 2007, where he currently serves as a Portfolio Manager on the Fundamental Growth Equity team.
Dale A. Winner, CFA VT International Equity Fund	Mr. Winner joined Wells Capital Management or one of its predecessor firms in 2012, where he is a Senior Portfolio Manager. Prior to joining Wells Capital Management, Mr. Winner was a Partner and portfolio manager at EverKey Global Partners, an investment firm he co-founded in 2007.

Multi-Manager Arrangement

The Funds and Funds Management have obtained an exemptive order from the SEC that permits Funds Management, subject to Board approval, to select certain sub-advisers and enter into or amend sub-advisory agreements with them, without obtaining shareholder approval. The SEC order extends to sub-advisers that are not otherwise affiliated with Funds Management or the Funds, as well as sub-advisers that are wholly-owned subsidiaries of Funds Management or of a company that wholly owns Funds Management. In addition, the SEC staff, pursuant to no-action relief, has extended multi-manager relief to any affiliated sub-adviser, such as affiliated sub-advisers that are not wholly-owned subsidiaries of Funds Management or of a company that wholly owns Funds Management, provided certain conditions are satisfied (all such sub-advisers covered by the order or relief, "Multi-Manager Sub-Advisers").

As such, Funds Management, with Board approval, may hire or replace Multi-Manager Sub-Advisers for each Fund that is eligible to rely on the order or relief. Funds Management, subject to Board oversight, has the responsibility to oversee Multi-Manager Sub-Advisers and to recommend their hiring, termination and replacement. If a new sub-adviser is hired for a Fund pursuant to the order or relief, the Fund is required to notify shareholders within 90 days. The Funds is not required to disclose the individual fees that Funds Management pays to a Multi-Manager Sub-Adviser.

Account Information

Share Class Eligibility

Shares of the Funds are not offered directly to the general public. Instead, WFVT currently offers shares of the Funds only to separate accounts of Participating Insurance Companies that offer the Funds as investment options under VA Contracts and VLI Policies (“Variable Contracts”). For Variable Contracts that are registered with the Securities and Exchange Commission, this Prospectus will accompany a prospectus for the Variable Contract and the related separate account. For Variable Contracts that are not registered with the Securities and Exchange Commission, this Prospectus will accompany a separate disclosure document (rather than a prospectus) for the Variable Contract and the related separate account. WFVT assumes no responsibility for any prospectus or other disclosure document for a Variable Contract or a separate account. In the future, WFVT may offer shares of the Funds directly to qualified pension and retirement plans.

The information in this Prospectus is not intended for distribution to, or use by, any person or entity in any non-U.S. jurisdiction or country where such distribution or use would be contrary to any law or regulation, or which would subject Fund shares to any registration requirement within such jurisdiction or country.

Share Class Features

The table below summarizes the key features of the share class offered through this Prospectus.

	Class 1
Front-End Sales Charge	None
Contingent Deferred Sales Charge (CDSC)	None
Ongoing Distribution (12b-1) Fees	None

Compensation to Financial Professionals and Intermediaries

In addition to the payments made by the Class 2 shares of each Fund for distribution-related services, Funds Management makes additional payments (“Additional Payments”) to Participating Insurance Companies (or their affiliates) that offer the Funds as underlying investment options in separate accounts that issue VA Contracts and VLI Policies. These Additional Payments are made to compensate Participating Insurance Companies for certain administrative services that they provide. These Additional Payments, which may be significant, are paid by Funds Management out of its revenues, which generally come directly or indirectly from fees paid by the Funds in the complex.

The Additional Payments are typically paid on an ongoing basis and are based on assets. The Additional Payments differ among the various Participating Insurance Companies but typically range between 0.05% and 0.30% in a given year of assets invested in the Fund by the Participating Insurance Company’s customers. The Additional Payments may create potential conflicts of interest between a contract owner and a Participating Insurance Company who is recommending a particular mutual fund over other mutual funds. Before investing, you should consult with your Participating Insurance Company and review carefully any disclosure provided by the Participating Insurance Company as to the monies that it receives from mutual funds, their advisers and distributors, as well as how your registered representative is compensated.

The Participating Insurance Companies that have received the Additional Payments described in this section are identified in the Statement of Additional Information, which is on file with the SEC and is also available on the Wells Fargo Funds website at wfam.com.

Buying and Selling Fund Shares

WFVT has entered into agreements with each Participating Insurance Company (each a “Participation Agreement”) setting forth the terms and conditions pursuant to which the Participating Insurance Company will purchase and redeem shares of the Funds. In the event that WFVT offers shares of the Funds directly to a qualified pension or retirement plan, WFVT likely will enter into a similar Participation Agreement with the plan. The discussion that follows reflects the terms of each current Participation Agreement (which do not differ materially from one another with respect to purchase and redemption procedures).

Shares of the Funds are sold in a continuous offering to the separate accounts to serve as investment options for the Variable Contracts. Net purchase payments under the Variable Contracts are placed in one or more sub-accounts of the separate account, and the assets of each such sub-account are invested in the shares of the Fund corresponding to that sub-account. The separate accounts purchase and redeem shares of the Fund at NAV without sales or redemption charges.

For each day on which a Fund's NAV is calculated, the separate accounts transmits to WFVT a net purchase or redemption order based on the purchase payments, redemption or surrender requests, and transfer requests received that day by the Participating Insurance Company from Variable Contract owners. We process such orders at the Fund's NAV calculated as of the day the Participating Insurance Company receives the Variable Contract owner transactions although the net purchase or redemption order is generally not communicated by the Participating Insurance Company to WFVT until the following business day. Payment for shares redeemed is made within seven days after receipt of a proper redemption request (i.e., actual and sufficient notice of such order transmitted to us pursuant to established procedures), except that the right of redemption may be suspended or payments postponed when permitted by applicable laws and regulations.

For information about the purchase and redemption procedures applicable to you as a Variable Contract owner, see the prospectus or other disclosure document for the relevant Variable Contract.

Potential for Conflict of Interest. A potential for certain conflicts exists between the interests of variable annuity contract owners and variable life insurance contract owners, or between the interests of owners of Variable Contracts issued by different Participating Insurance Companies or through different separate accounts. A potential for certain conflicts also exists between the interests of owners of Variable Contracts and participants in a qualified pension or retirement plan that might invest in the Funds. To the extent that such classes of investors are invested in the same Fund when a conflict of interest arises that might involve a Fund, one or more such classes of investors could be disadvantaged. WFVT currently does not foresee any such disadvantage to owners of Variable Contracts. Nonetheless, the Board periodically considers whether any such conflicts exist in order to determine what action, if any, should be taken in response to such conflicts. If any irreconcilable material conflicts of interest affecting owners of variable contracts is determined to exist, then each Participating Insurance Company sponsoring a separate account investing the Fund will, to the extent reasonably practicable, take such action as is necessary to remedy the conflict or eliminate the conflict as it affects owners of Variable Contracts it has issued. If such a conflict is determined to exist in connection with a Fund, one or more Participating Insurance Companies might be required to withdraw the investments of one or more of its separate accounts from the Fund or to substitute shares of another mutual fund (including another Fund) for those it holds of the Fund. This might force the Fund to sell portfolio securities at a disadvantageous price.

Frequent Purchases and Redemptions of Fund Shares

Excessive trading by Fund shareholders can negatively impact a Fund and its long-term shareholders in several ways, including by disrupting Fund investment strategies, increasing transaction costs, decreasing tax efficiency and diluting the value of shares held by long-term shareholders. Excessive trading in Fund shares can negatively impact a Fund's long-term performance by requiring it to maintain more assets in cash or to liquidate portfolio holdings at a disadvantageous time. Certain Funds may be more susceptible than others to these negative effects. For example, Funds that have a greater percentage of their investments in non-U.S. securities may be more susceptible than other Funds to arbitrage opportunities resulting from pricing variations due to time zone differences across international financial markets. Similarly, Funds that have a greater percentage of their investments in small company securities may be more susceptible than other Funds to arbitrage opportunities due to the less liquid nature of small company securities. Both types of Funds also may incur higher transaction costs in liquidating portfolio holdings to meet excessive redemption levels. Fair value pricing may reduce these arbitrage opportunities, thereby reducing excessive trading risks.

The Funds actively discourage and take steps to prevent the portfolio disruption and negative effects on long-term shareholders that can result from excessive trading activity by Fund shareholders. The Board has approved the Fund's policies and procedures, which provide, among other things, that Funds Management may deem trading activity to be excessive if it determines that such trading activity would likely be disruptive to a Fund by increasing expenses or lowering returns. In this regard, Funds Management takes steps to avoid accommodating frequent purchases and redemptions of shares by contract owners. Funds Management monitors available contract owner trading information across all Funds on a daily basis. If a contract owner redeems more than \$5,000 (including redemptions that are part of an exchange transaction) from a Fund, that contract owner is "blocked" from purchasing shares of that Fund (including purchases that are part of an exchange transaction) for 30 calendar days after the redemption.

Excessive trading may give rise to conflicts of interest between owners of different types of Variable Contracts and/or owners of Variable Contracts issued by different insurance companies that offer the Funds as investment options under their contracts.

An insurance company sponsor through whom variable contract owners may purchase shares of a Fund may independently attempt to identify excessive trading and take steps to deter such activity. As a result, an insurance company may on its own limit or permit trading activity of its variable contract owners that invest in Fund shares using standards different from the standards used by the Fund and discussed in this prospectus. A Fund may permit an insurance company to enforce its own internal policies and procedures concerning frequent trading in instances where the Fund reasonably believes that the company's policies and procedures effectively discourage disruptive trading activity. If a variable contract owner purchases Fund shares through an insurance company sponsor, it should contact the company for more information about whether and how restrictions or limitations on trading activity will be applied to the separate account.

Distributions

The Funds generally make distributions of any net investment income and any realized net capital gains at least annually. Please note, distributions have the effect of reducing the NAV per share by the amount distributed. A distribution is automatically reinvested on the payment date in additional Fund shares at NAV or paid in cash at the election of the Participating Insurance Company.

Other Information

Taxes

For federal income tax purposes, each Fund is treated as a separate entity. Each Fund intends to qualify each year as a “regulated investment company” under the Internal Revenue Code of 1986, as amended, and will meet certain diversification requirements applicable to mutual funds underlying Variable Contracts. By so qualifying, each Fund expects to have little or no liability for federal income taxes by distributing substantially all of its net investment income and net realized capital gains to the separate accounts each year.

Since the separate accounts are the only shareholders of WFVT, no discussion is included herein as to the federal income tax consequences at the shareholder level. For information concerning the federal income tax consequences to purchasers of Variable Contracts, see the accompanying contract prospectus or disclosure document. Please see the Statement of Additional Information for additional federal income tax information.

Financial Highlights

The following tables are intended to help you understand a Fund's financial performance for the past five years (or since inception, if shorter). Certain information reflects financial results for a single Fund share. Total returns represent the rate you would have earned (or lost) on an investment in each Fund (assuming reinvestment of all distributions). The information in the following tables has been derived from the Funds' financial statements which have been audited by KPMG LLP, the Funds' independent registered public accounting firm, whose report, along with each Fund's financial statements, is also included in each Fund's annual report, a copy of which is available upon request.

VT International Equity Fund

For a share outstanding throughout each period

Class 1	Year ended December 31				
	2019	2018	2017	2016	2015
Net asset value, beginning of period	\$ 2.85	\$ 5.34	\$ 4.41	\$ 4.82	\$ 4.92
Net investment income	0.06 ¹	0.10 ¹	0.12 ¹	0.11 ¹	0.11 ¹
Net realized and unrealized gains (losses) on investments	0.34	(0.77)	0.96	(0.01)	0.02
Total from investment operations	0.40	(0.67)	1.08	0.10	0.13
Distributions to shareholders from					
Net investment income	(0.13)	(0.61)	(0.15)	(0.15)	(0.23)
Net realized gains	(1.29)	(1.21)	0.00	(0.36)	0.00
Total distributions to shareholders	(1.42)	(1.82)	(0.15)	(0.51)	(0.23)
Net asset value, end of period	\$ 1.83	\$ 2.85	\$ 5.34	\$ 4.41	\$ 4.82
Total return²	16.14%	(16.86)%	24.86%	3.25%	2.30%
Ratios to average net assets (annualized)					
Gross expenses	1.13%	1.12%	0.95%	0.95%	0.95%
Net expenses	0.69%	0.69%	0.69%	0.69%	0.69%
Net investment income	2.55%	2.41%	2.41%	2.49%	2.04%
Supplemental data					
Portfolio turnover rate	48%	51%	55%	77%	34%
Net assets, end of period (000s omitted)	\$ 19,872	\$ 19,315	\$ 28,001	\$ 25,137	\$ 30,254

1. Calculated based upon average shares outstanding

2. Returns do not reflect fees and expenses charged pursuant to the terms of variable life insurance policies and variable annuity contracts.

VT Omega Growth Fund

For a share outstanding throughout each period

Class 1	Year ended December 31				
	2019	2018	2017	2016	2015
Net asset value, beginning of period	\$ 26.27	\$ 28.99	\$ 22.20	\$ 23.30	\$ 27.57
Net investment income (loss)	(0.03) ¹	(0.03) ¹	(0.02) ¹	0.10	(0.03)
Net realized and unrealized gains (losses) on investments	9.69	0.62	7.68	0.05	0.52
Total from investment operations	9.66	0.59	7.66	0.15	0.49
Distributions to shareholders from					
Net investment income	0.00	0.00	(0.06)	0.00	0.00
Net realized gains	(4.04)	(3.31)	(0.81)	(1.25)	(4.76)
Total distributions to shareholders	(4.04)	(3.31)	(0.87)	(1.25)	(4.76)
Net asset value, end of period	\$ 31.89	\$ 26.27	\$ 28.99	\$ 22.20	\$ 23.30
Total return²	37.39%	0.52%	34.95%	0.77%	1.62%
Ratios to average net assets (annualized)					
Gross expenses	0.82%	0.81%	0.82%	0.82%	0.79%
Net expenses	0.75%	0.75%	0.75%	0.75%	0.75%
Net investment income (loss)	(0.08)%	(0.10)%	(0.07)%	0.26%	(0.11)%
Supplemental data					
Portfolio turnover rate	31%	46%	67%	90%	101%
Net assets, end of period (000s omitted)	\$ 40,001	\$ 33,043	\$ 38,687	\$ 33,373	\$ 40,362

1. Calculated based upon average shares outstanding

2. Returns do not reflect fees and expenses charged pursuant to the terms of variable life insurance policies and variable annuity contracts.

VT Opportunity Fund

For a share outstanding throughout each period

Class 1	Year ended December 31				
	2019	2018	2017	2016	2015
Net asset value, beginning of period	\$ 22.76	\$ 27.05	\$ 24.60	\$ 25.00	\$ 28.82
Net investment income	0.17	0.15	0.13	0.22	0.57
Net realized and unrealized gains (losses) on investments	6.84	(1.69)	4.77	2.59	(1.28)
Distributions to shareholders from					
Total from investment operations	7.01	(1.54)	4.90	2.81	(0.71)
Net investment income	(0.15)	(0.12)	(0.25)	(0.60)	(0.12)
Net realized gains	(3.06)	(2.63)	(2.20)	(2.61)	(2.99)
Total distributions to shareholders	(3.21)	(2.75)	(2.45)	(3.21)	(3.11)
Net asset value, end of period	\$ 26.56	\$ 22.76	\$ 27.05	\$ 24.60	\$ 25.00
Total return¹	31.81%	(6.93)%	20.72%	12.52%	(2.85)%
Ratios to average net assets (annualized)					
Gross expenses	0.85%	0.84%	0.86%	0.85%	0.84%
Net expenses	0.75%	0.75%	0.75%	0.75%	0.75%
Net investment income	0.67%	0.52%	0.43%	0.65%	2.02%
Supplemental data					
Portfolio turnover rate	25%	31%	36%	47%	41%
Net assets, end of period (000s omitted)	\$ 30,811	\$ 27,165	\$ 33,843	\$ 33,035	\$ 35,539

1. Returns do not reflect fees and expenses charged pursuant to the terms of variable life insurance policies and variable annuity contracts.

VT Small Cap Growth Fund

For a share outstanding throughout each period

Class 1	Year ended December 31				
	2019	2018	2017	2016	2015
Net asset value, beginning of period	\$ 9.66	\$ 10.43	\$ 8.51	\$ 8.70	\$ 10.08
Net investment loss	(0.07) ¹	(0.05)	(0.04)	(0.01) ¹	(0.06)
Net realized and unrealized gains (losses) on investments	2.51	0.40	2.24	0.65	(0.02)
Total from investment operations	2.44	0.35	2.20	0.64	(0.08)
Distributions to shareholders from					
Net realized gains	(1.81)	(1.12)	(0.28)	(0.83)	(1.30)
Net asset value, end of period	\$ 10.29	\$ 9.66	\$ 10.43	\$ 8.51	\$ 8.70
Total return²	25.31%	1.48%	26.14%	8.10%	(2.63)%
Ratios to average net assets (annualized)					
Gross expenses	0.93%	0.92%	0.94%	0.94%	0.93%
Net expenses	0.93%	0.92%	0.94%	0.94%	0.93%
Net investment loss	(0.69)%	(0.59)%	(0.65)%	(0.10)%	(0.69)%
Supplemental data					
Portfolio turnover rate	62%	68%	72%	89%	77%
Net assets, end of period (000s omitted)	\$ 22,925	\$ 19,801	\$ 22,591	\$ 20,554	\$ 22,402

1. Calculated based upon average shares outstanding

2. Returns do not reflect fees and expenses charged pursuant to the terms of variable life insurance policies and variable annuity contracts.

Get this document online

Sign up for electronic delivery.



- Prospectuses
- Annual reports
- Semiannual reports

wellsfargo.com/advantagedelivery



FOR MORE INFORMATION

More information on a Fund is available free upon request, including the following documents:

Statement of Additional Information ("SAI")

Supplements the disclosures made by this Prospectus. The SAI, which has been filed with the SEC, is incorporated by reference into this Prospectus and therefore is legally part of this Prospectus.

Annual/Semi-Annual Reports

Provide financial and other important information, including a discussion of the market conditions and investment strategies that significantly affected Fund performance over the reporting period.

To obtain copies of the above documents or for more information about Wells Fargo Funds, contact us:

By telephone:

Individual Investors: 1-800-260-5969

Retail Investment Professionals: 1-888-877-9275

Institutional Investment Professionals: 1-866-765-0778

By e-mail: fundservice@wellsfargo.com

By mail:

Wells Fargo Funds
P.O. Box 8266
Boston, MA 02266-8266

Online:

wfam.com

From the SEC:

Visit the SEC's Public Reference Room in Washington, DC (phone 1-202-551-8090 for operational information for the SEC's Public Reference Room) or the SEC's website at sec.gov.

To obtain information for a fee, write or email:

SEC's Public Reference Section
100 "F" Street, NE
Washington, DC 20549-0102
publicinfo@sec.gov

The Funds are distributed by Wells Fargo Funds Distributor, LLC, a member of FINRA/SIPC, and an affiliate of Wells Fargo & Company. Securities Investor Protection Corporation ("SIPC") information and brochure are available at SIPC.org or by calling SIPC at (202) 371-8300.



Printed on Recycled paper

INVESTMENT PRODUCTS: NOT FDIC INSURED • NO BANK GUARANTEE • MAY LOSE VALUE

Variable Product Funds

70100 Ameriprise Financial Center
Minneapolis, MN 55474

PRSRT STD
U.S. POSTAGE
PAID
RIVERSOURCE
LIFE INSURANCE
COMPANY